

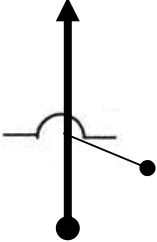
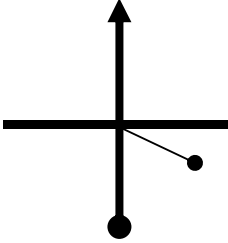

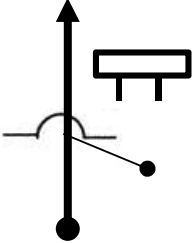
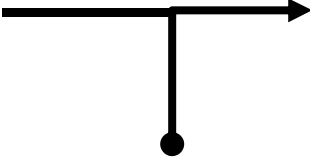

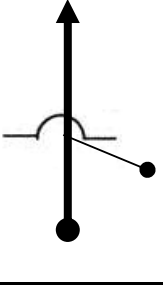
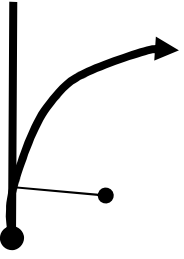

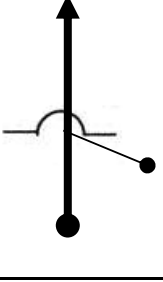
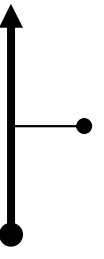

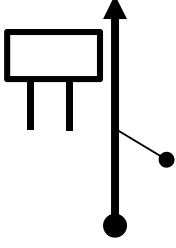



TC CH TC CH	0	SALIDA GASOLINERIA SAN JUAN EPATLAN	DISTANCIA	0
	1	SAN JUAN EPATLAN	8.500 Km	
			PROMEDIO-AVERAGE	TIEMPO TIME 00:10
			51 Km/h	

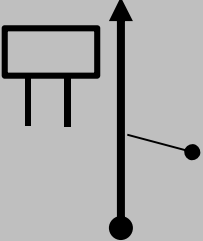

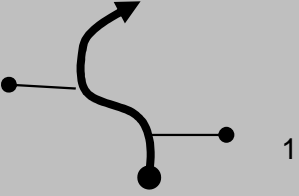
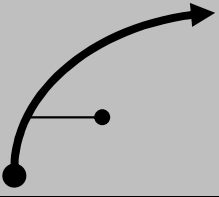
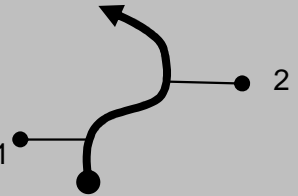
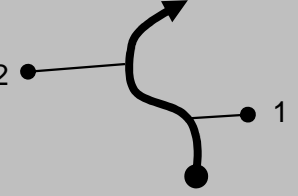
DISTANCIA		DIRECCIÓN DIRECTION	TIERRA	INFORMACIÓN INFORMATION	DIST. REG. TO GO
TOTAL	PARCIAL				
0.000	0.000				8.500
		1			
1.510	1.510			<p>TOPES X 2 INICIA POBLADO</p>	6.990
		2			
2.170	0.660				6.330
		3			
4.770	2.600			<p>TOPES X 8 INICIA POBLACION "SAN JUAN EPATLAN"</p>	3.730
		4			
5.390	0.620				3.110
		5			

DISTANCIA A LA PRÓXIMA INSTRUCCIÓN	0.200
------------------------------------	-------

TC CH TC CH	0	SALIDA GASOLINERIA SAN JUAN EPATLAN	DISTANCIA	0
	1	SAN JUAN EPATLAN	8.500 Km	
			PROMEDIO-AVERAGE	TIEMPO TIME 00:10
			51 Km/h	

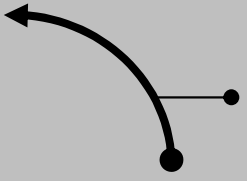
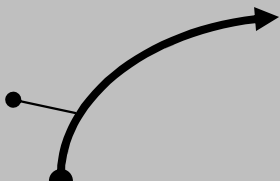

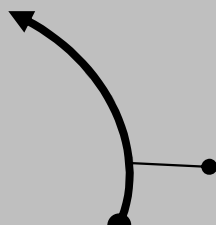
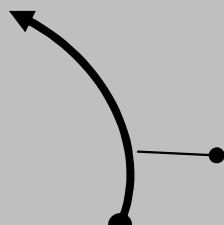
DISTANCIA		DIRECCIÓN DIRECTION	TIERRA	INFORMACIÓN INFORMATION	DIST. REG. TO GO
TOTAL	PARCIAL				
5.590	0.200			TOPES X 3	2.910
5.710	0.120				2.790
5.910	0.200			TOPES X 3	2.590
8.450	2.540				0.050
8.500	0.050			 LETRERO Km. 17 LA LAGUNA	0.000

SS TC TC CH	1	SAN JUAN EPATLAN	DISTANCIA	1
	2	TEJALUCA	16.500 Km	
1	EPATLAN		12.050 Km	PROMEDIO-AVERAGE
MEJOR TIEMPO 07:12 SANTINO ALARCÓN/RENAULT CLIO SPORT EN 2014				49.5 Km/h
				TIEMPO TIME 00:20

DISTANCIA		DIRECCIÓN DIRECTION	TIERRA	INFORMACIÓN INFORMATION	DIST. REG. TO GO
TOTAL	PARCIAL				
0.000	0.000			 LETRERO Km. 17 LA LAGUNA	16.500
		1 12.050			
0.500	0.500			1 !! 2 !!!	16.000
		2 11.550			
3.100	2.600			! LARGA	13.400
		3 8.950			
4.450	1.350			1 ! 2 !	12.050
		4 7.600			
5.500	1.050			1 ! 2 !	11.000
		5 6.550			

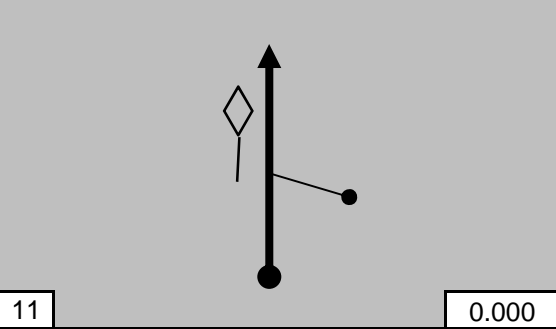

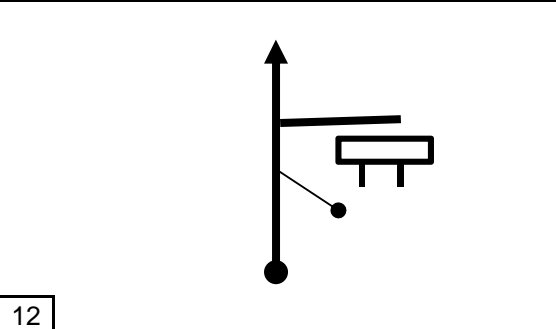

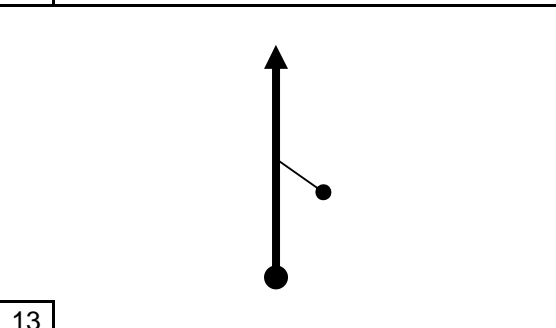
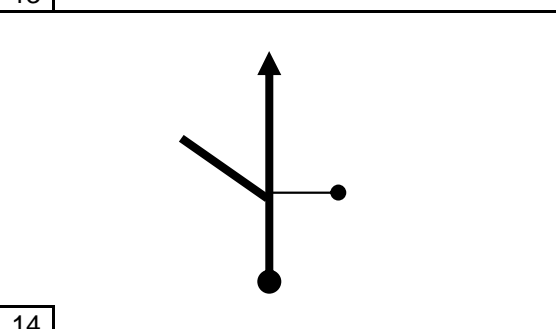

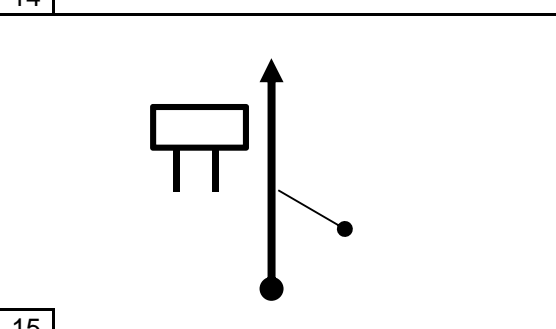

DISTANCIA A LA PRÓXIMA INSTRUCCIÓN 0.200

SS TC TC CH	1	SAN JUAN EPATLAN	DISTANCIA	1	
	2	TEJALUCA	16.500 Km		
1	EPATLAN		12.050 Km	PROMEDIO-AVERAGE	
MEJOR TIEMPO 07:12 SANTINO ALARCÓN/RENAULT CLIO SPORT EN 2014				49.5 Km/h	TIEMPO TIME 00:20

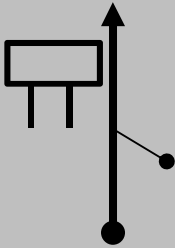

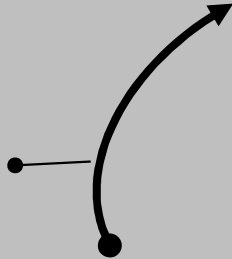
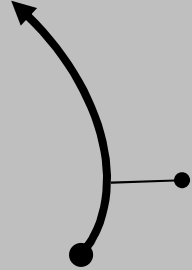
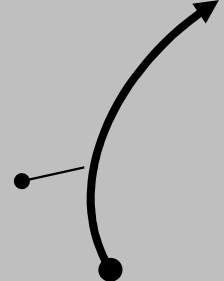
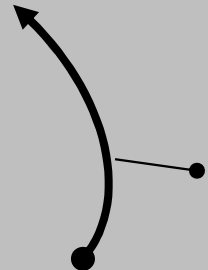
DISTANCIA		DIRECCIÓN DIRECTION	TIERRA	INFORMACIÓN INFORMATION	DIST. REG. TO GO
TOTAL	PARCIAL				
5.700	0.200			!!	10.800
		6 6.350			
7.200	1.500			!! LARGA	9.300
		7 4.850			
8.400	1.200			!!	8.100
		8 3.650			
9.700	1.300			!!	6.800
		9 2.350			
11.500	1.800			!	5.000
		10 0.550			

DISTANCIA A LA PRÓXIMA INSTRUCCIÓN 0.550

SS TC TC CH	1	SAN JUAN EPATLAN	DISTANCIA	1
	2	TEJALUCA	16.500 Km	
1	EPATLAN		12.050 Km	PROMEDIO-AVERAGE
MEJOR TIEMPO 07:12 SANTINO ALARCÓN/RENAULT CLIO SPORT EN 2014				TIEMPO TIME 00:20
				49.5 Km/h

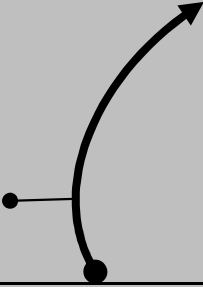

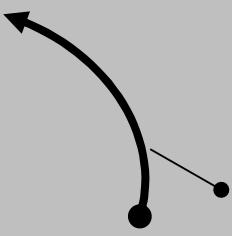


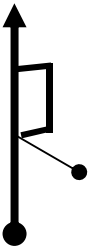

DISTANCIA		DIRECCIÓN DIRECTION	TIERRA	INFORMACIÓN INFORMATION	DIST. REG. TO GO
TOTAL	PARCIAL				
12.050	0.550				4.450
12.250	0.200			 "MIMILULCO"	4.250
14.110	1.860				2.390
16.490	2.380				0.010
16.500	0.010			 LETRERO "SCT"	0.000

SS TC TC CH	2	TEJALUCA	DISTANCIA	2	
	3	COATZINGO	26.600 Km		
2	TAJALUCA		7.400 Km	PROMEDIO-AVERAGE	
MEJOR TIEMPO 03:48 SANTINO ALARCÓN/RENAULT CLIO SPORT EN 2014				57.0 Km/h	TIEMPO TIME 00:28

DISTANCIA		DIRECCIÓN DIRECTION	TIERRA	INFORMACIÓN INFORMATION	DIST. REG. TO GO
TOTAL	PARCIAL				
0.000	0.000	 1 7.400		 LETRERO "SCT"	26.600
0.100	0.100	 2 7.300		!	26.500
1.300	1.200	 3 6.100		!!!	25.300
1.600	0.300	 4 5.800		!!!	25.000
1.840	0.240	 5 5.560		!!	24.760

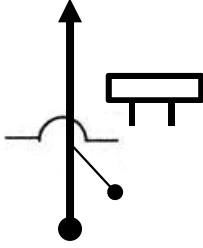
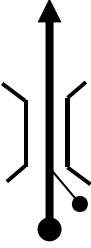
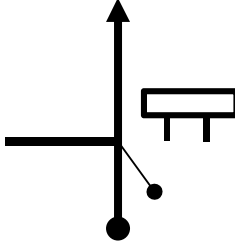

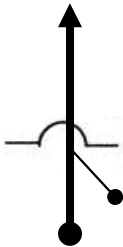
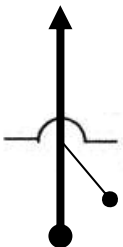
DISTANCIA A LA PRÓXIMA INSTRUCCIÓN 1.580

SS TC TC CH	2	TEJALUCA	DISTANCIA	2
	3	COATZINGO	26.600 Km	
2	TAJALUCA	7.400 Km	PROMEDIO-AVERAGE	TIEMPO TIME 00:28
MEJOR TIEMPO 03:48 SANTINO ALARCÓN/RENAULT CLIO SPORT EN 2014			57.0 Km/h	

DISTANCIA		DIRECCIÓN DIRECTION	TIERRA	INFORMACIÓN INFORMATION	DIST. REG. TO GO
TOTAL	PARCIAL				
3.420	1.580	 6 3.980		!!	23.180
6.300	2.880	 7 1.100		!	20.300
7.100	0.800	 8 0.300		!	19.500
7.400	0.300	 9 0.000		 LETRERO CURVA IZQUIERDA	19.200
7.600	0.200	 10		 ENTRADA	19.000

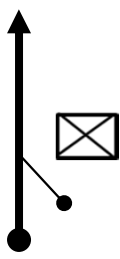


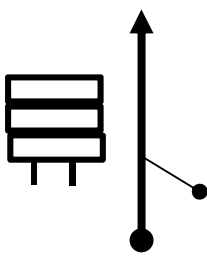

DISTANCIA A LA PRÓXIMA INSTRUCCIÓN 1.650

SS TC TC CH	2	TEJALUCA	DISTANCIA	2
	3	COATZINGO	26.600 Km	
2	TAJALUCA	7.400 Km	PROMEDIO-AVERAGE	TIEMPO TIME 00:28
MEJOR TIEMPO 03:48 SANTINO ALARCÓN/RENAULT CLIO SPORT EN 2014			57.0 Km/h	

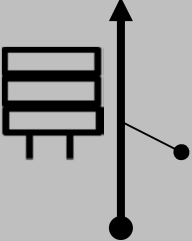

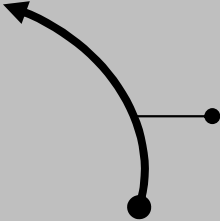
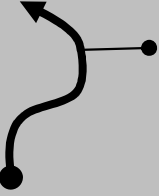
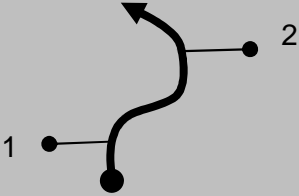
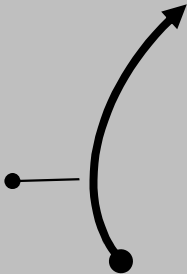
DISTANCIA		DIRECCIÓN DIRECTION	TIERRA	INFORMACIÓN INFORMATION	DIST. REG. TO GO
TOTAL	PARCIAL				
9.250	1.650			TOPES X 6 "COATZINGO"	17.350
		11			
10.240	0.990				16.360
		12			
10.700	0.460				15.900
		13			
11.420	0.720			TOPES X 4 INICIA POBLADO	15.180
		14			
20.120	8.700				6.480
		15			

DISTANCIA A LA PRÓXIMA INSTRUCCIÓN	6.450
------------------------------------	-------

SS TC TC CH	2	TEJALUCA	DISTANCIA	2
	3	COATZINGO	26.600 Km	
2	TAJALUCA		7.400 Km	PROMEDIO-AVERAGE
MEJOR TIEMPO 03:48 SANTINO ALARCÓN/RENAULT CLIO SPORT EN 2014				57.0 Km/h
				TIEMPO TIME 00:28

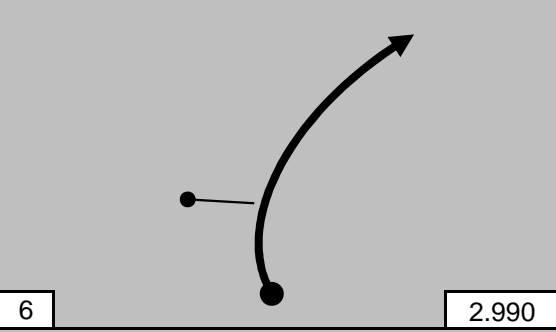
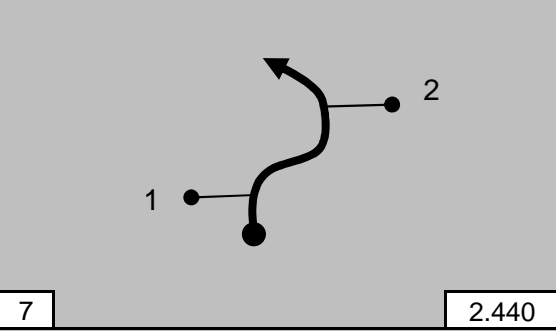
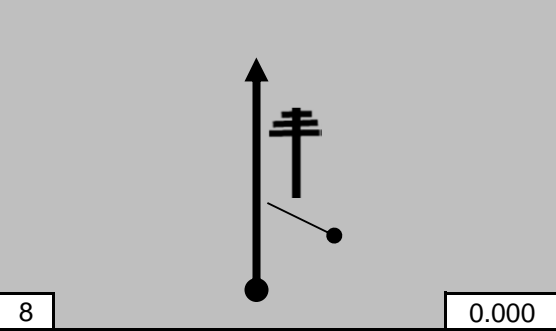

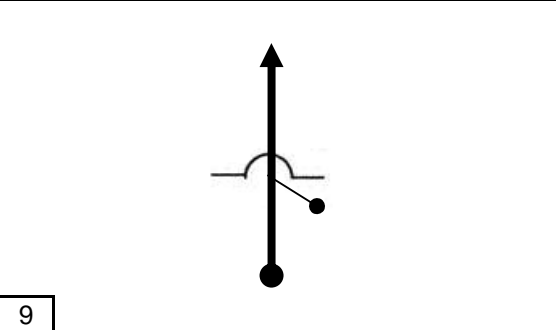

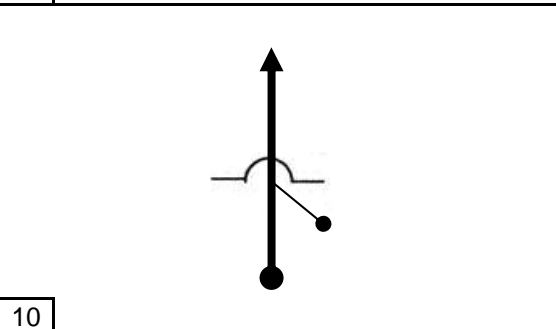
DISTANCIA		DIRECCIÓN DIRECTION	TIERRA	INFORMACIÓN INFORMATION	DIST. REG. TO GO
TOTAL	PARCIAL				
26.570	6.450			  CORTINAS METALICAS	0.030
		16			
26.600	0.030			 LETRERO INVERTIDO	0.000
		17			

SS TC TC CH	3	ZACAPALA	DISTANCIA	3
	4	VUELTA EN "U"	11.300 Km	
3	ZACAPALA	9.000 Km	PROMEDIO-AVERAGE	TIEMPO TIME 01:05
MEJOR TIEMPO 04:36 JORGE CHÁVEZ/MITSUBISHI EVO IX EN 2014			50 Km/h	

DISTANCIA		DIRECCIÓN DIRECTION	TIERRA	INFORMACIÓN INFORMATION	DIST. REG. TO GO
TOTAL	PARCIAL				
0.000	0.000	 1 9.000		 LETRERO INVERTIDO	11.300
1.020	1.020	 2 7.980		! LARGA	10.280
2.350	1.330	 3 6.650		!	8.950
3.250	0.900	 4 5.750		1 !! 2 !!	8.050
5.780	2.530	 5 3.220		!!	5.520

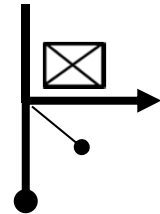
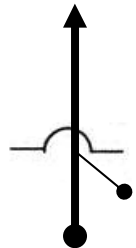
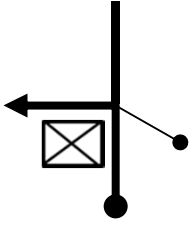
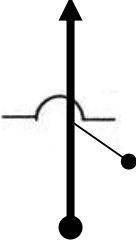
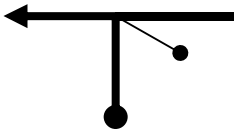
DISTANCIA A LA PRÓXIMA INSTRUCCIÓN	0.230
------------------------------------	-------

SS TC TC CH	3	ZACAPALA	DISTANCIA	3
	4	VUELTA EN "U"	11.300 Km	
3	ZACAPALA	9.000 Km	PROMEDIO-AVERAGE	TIEMPO TIME 01:05
MEJOR TIEMPO 04:36 JORGE CHÁVEZ/MITSUBISHI EVO IX EN 2014			50 Km/h	

DISTANCIA		DIRECCIÓN DIRECTION	TIERRA	INFORMACIÓN INFORMATION	DIST. REG. TO GO
TOTAL	PARCIAL				
6.010	0.230			!!!	5.290
6.560	0.550			1 !!! 2 !	4.740
9.000	2.440				2.300
9.500	0.500				1.800
10.100	0.600				1.200

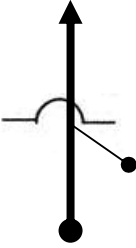
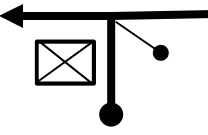
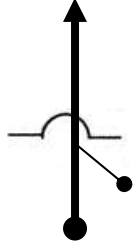
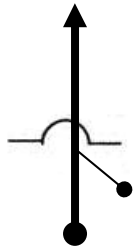

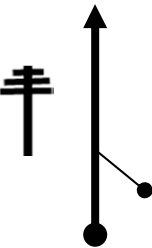

DISTANCIA A LA PRÓXIMA INSTRUCCIÓN 0.100

SS TC TC CH	3	ZACAPALA	DISTANCIA	3
	4	VUELTA EN "U"	11.300 Km	
3	ZACAPALA	9.000 Km	PROMEDIO-AVERAGE	TIEMPO TIME 01:05
MEJOR TIEMPO 04:36 JORGE CHÁVEZ/MITSUBISHI EVO IX EN 2014			50 Km/h	

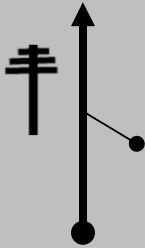

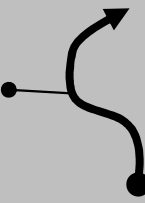
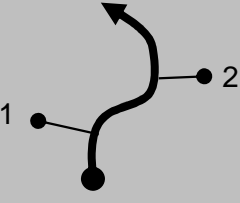
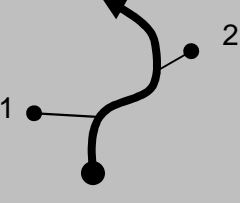
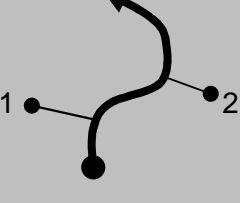
DISTANCIA		DIRECCIÓN DIRECTION	TIERRA	INFORMACIÓN INFORMATION	DIST. REG. TO GO
TOTAL	PARCIAL				
10.200	0.100			EN CALLE CON ADOQUIN ROJO ESCUELA	1.100
		11			
10.250	0.050				1.050
		12			
10.300	0.050			ESCUELA	1.000
		13			
10.350	0.050				0.950
		14			
10.400	0.050			ESTACIONARSE EN BATERIA ESPERAR INSTRUCCIONES DE OFICIALES PAC	0.900
		15			

DISTANCIA A LA PRÓXIMA INSTRUCCIÓN 0.050

SS TC CH	3	ZACAPALA	DISTANCIA	3
	4	VUELTA EN "U"	11.300 Km	
3	ZACAPALA	9.000 Km	PROMEDIO-AVERAGE	TIEMPO TIME 01:05
MEJOR TIEMPO 04:36 JORGE CHÁVEZ/MITSUBISHI EVO IX EN 2014			50 Km/h	

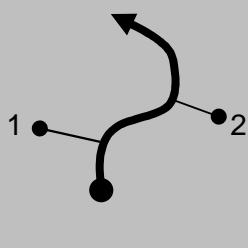
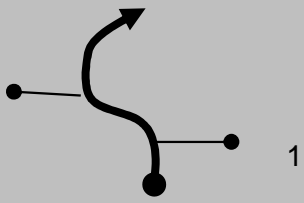
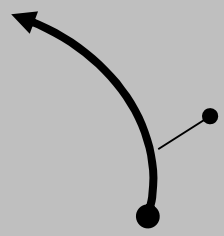
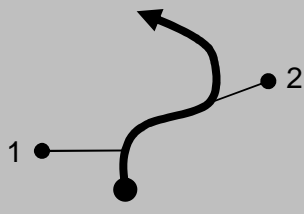


DISTANCIA		DIRECCIÓN DIRECTION	TIERRA	INFORMACIÓN INFORMATION	DIST. REG. TO GO
TOTAL	PARCIAL				
10.450	0.050	 16			0.850
10.500	0.050	 17		INCORPORARSE A CARRETERA PRINCIPAL CON PRECAUCIÓN!!! ☒ IGLESIA	0.800
10.550	0.050	 18		TOPES X 2	0.750
11.270	0.720	 19			0.030
11.300	0.030	 20			0.000

SS TC TC CH	4	ROSARIO XOCHITEOPAN	DISTANCIA	4	
	5	ZACAPALA	27.450 Km		
4	XOCHITEOPAN		9.250 Km	PROMEDIO-AVERAGE	
MEJOR TIEMPO 04:46 JORGE CHÁVEZ/MITSUBISHI EVO IX EN 2014				55 Km/h	
				TIEMPO TIME	00:30

DISTANCIA		DIRECCIÓN DIRECTION	TIERRA	INFORMACIÓN INFORMATION	DIST. REG. TO GO
TOTAL	PARCIAL				
0.000	0.000				27.450
		1 9.250			
2.360	2.360			!	25.090
		2 6.890			
2.670	0.310			1 !! 2 !	24.780
		3 6.580			
2.860	0.190			1 !! 2 !	24.590
		4 6.390			
3.150	0.290			1 ! 2 !!!	24.300
		5 6.100			

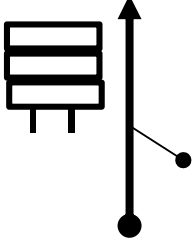

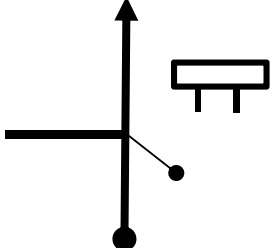

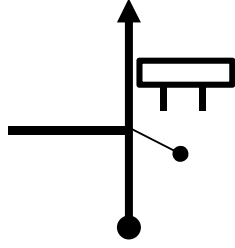

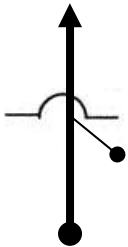
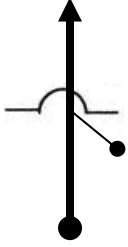
DISTANCIA A LA PRÓXIMA INSTRUCCIÓN	2.230
------------------------------------	-------

SS TC TC CH	4	ROSARIO XOCHITEOPAN	DISTANCIA	4	
	5	ZACAPALA	27.450 Km		
4	XOCHITEOPAN		9.250 Km	PROMEDIO-AVERAGE	
MEJOR TIEMPO 04:46 JORGE CHÁVEZ/MITSUBISHI EVO IX EN 2014				55 Km/h	
				TIEMPO TIME	00:30

DISTANCIA		DIRECCIÓN DIRECTION	TIERRA	INFORMACIÓN INFORMATION	DIST. REG. TO GO
TOTAL	PARCIAL				
5.380	2.230			1 ! 2 !!!	22.070
		6 3.870			
5.750	0.370			1 !! 2 !!	21.700
		7 3.500			
5.950	0.200			!!	21.500
		8 3.300			
6.530	0.580			1 !! 2 !	20.920
		9 2.720			
9.250	2.720				18.200
		10 0.000			

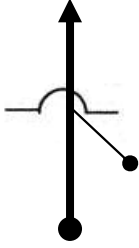
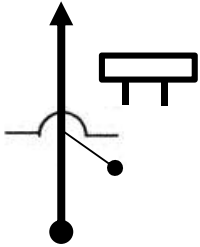
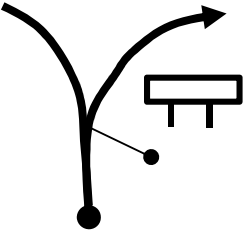

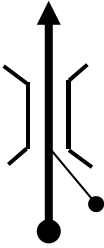
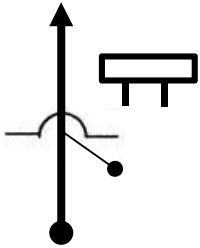
DISTANCIA A LA PRÓXIMA INSTRUCCIÓN 0.200

SS TC TC CH	4	ROSARIO XOCHITEOPAN	DISTANCIA	4	
	5	ZACAPALA	27.450 Km		
4	XOCHITEOPAN		9.250 Km	PROMEDIO-AVERAGE	
MEJOR TIEMPO 04:46 JORGE CHÁVEZ/MITSUBISHI EVO IX EN 2014				55 Km/h	
				TIEMPO TIME	00:30

DISTANCIA		DIRECCIÓN DIRECTION	TIERRA	INFORMACIÓN INFORMATION	DIST. REG. TO GO
TOTAL	PARCIAL				
9.450	0.200				18.000
		11			
9.550	0.100				17.900
		12			
10.850	1.300				16.600
		13			
14.550	3.700			TOPES X 2	12.900
		14			
17.250	2.700			TOPES X 2	10.200
		15			

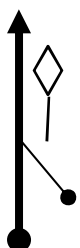

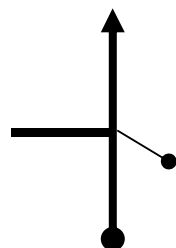

DISTANCIA A LA PRÓXIMA INSTRUCCIÓN 2.300

SS TC TC CH	4	ROSARIO XOCHITEOPAN	DISTANCIA	4	
	5	ZACAPALA	27.450 Km		
4	XOCHITEOPAN		9.250 Km	PROMEDIO-AVERAGE	
MEJOR TIEMPO 04:46 JORGE CHÁVEZ/MITSUBISHI EVO IX EN 2014				55 Km/h	
				TIEMPO TIME	00:30

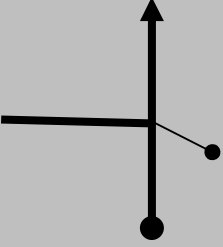

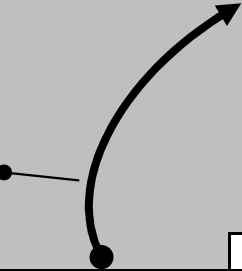
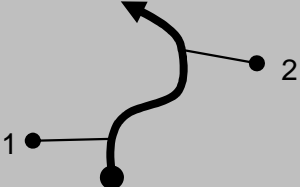
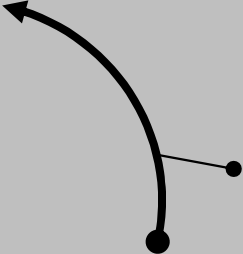

DISTANCIA		DIRECCIÓN DIRECTION	TIERRA	INFORMACIÓN INFORMATION	DIST. REG. TO GO
TOTAL	PARCIAL				
19.550	2.300			TOPES X 3	7.900
		16			
22.950	3.400			TOPES X 5 INICIA POBLACION	4.500
		17			
24.050	1.100				3.400
		18			
24.350	0.300				3.100
		19			
24.750	0.400			TOPES X 6 "COATZINGO"	2.700
		20			

DISTANCIA A LA PRÓXIMA INSTRUCCIÓN	2.650
------------------------------------	-------

SS TC TC CH	4	ROSARIO XOCHITEOPAN	DISTANCIA		4
	5	ZACAPALA	27.450 Km		
4	XOCHITEOPAN		9.250 Km	PROMEDIO-AVERAGE	
MEJOR TIEMPO 04:46 JORGE CHÁVEZ/MITSUBISHI EVO IX EN 2014				55 Km/h	TIEMPO TIME 00:30

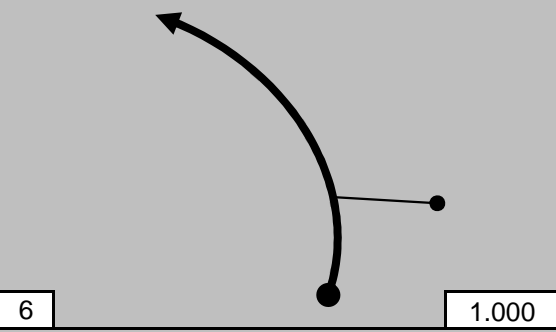
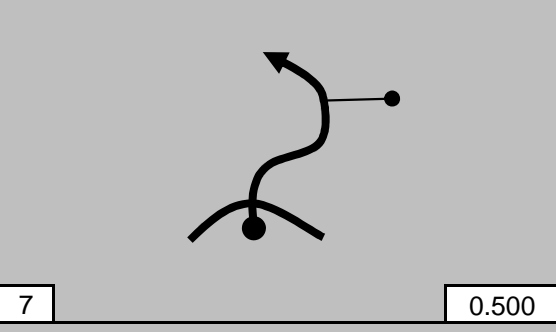
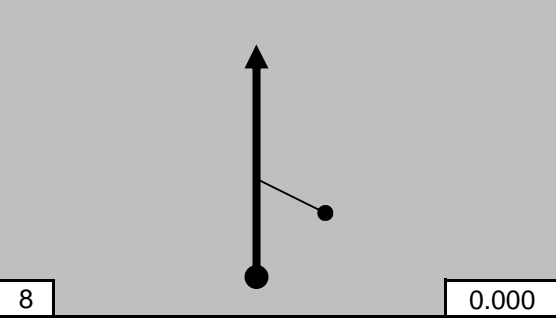

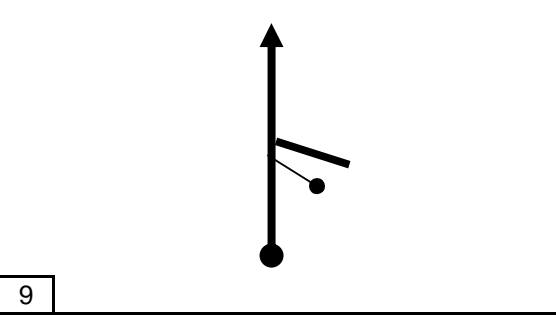

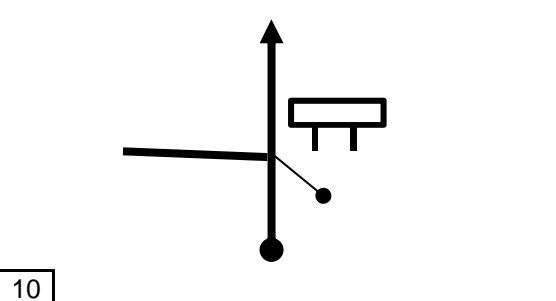

DISTANCIA		DIRECCIÓN DIRECTION	TIERRA	INFORMACIÓN INFORMATION	DIST. REG. TO GO
TOTAL	PARCIAL				
27.400	2.650	 21		0.050	
27.450	0.050	 22		0.000	

SS TC TC CH	5	COATZINGO	DISTANCIA	5
	6	TEJALUCA	12.400 Km	
5	COATZINGO		7.400 Km	PROMEDIO-AVERAGE
MEJOR TIEMPO 04:03 SANTINO ALARCÓN/RENAULT CLIO SPORT EN 2014				57 Km/h
				TIEMPO TIME 00:13

DISTANCIA		DIRECCIÓN DIRECTION	TIERRA	INFORMACIÓN INFORMATION	DIST. REG. TO GO
TOTAL	PARCIAL				
0.000	0.000				12.400
		1 7.400			
0.250	0.250			!	12.150
		2 7.150			
2.200	1.950			1 !! 2 !!	10.200
		3 5.200			
3.750	1.550			!	8.650
		4 3.650			
5.200	1.450			!	7.200
		5 2.200			

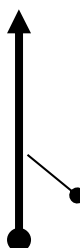

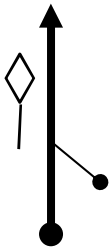

DISTANCIA A LA PRÓXIMA INSTRUCCIÓN	1.200
------------------------------------	-------

SS TC TC CH	5	COATZINGO	DISTANCIA	5
	6	TEJALUCA	12.400 Km	
5	COATZINGO		7.400 Km	PROMEDIO-AVERAGE
MEJOR TIEMPO 04:03 SANTINO ALARCÓN/RENAULT CLIO SPORT EN 2014				57 Km/h
				TIEMPO TIME 00:13

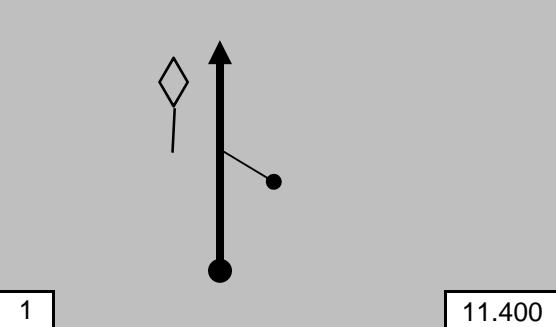

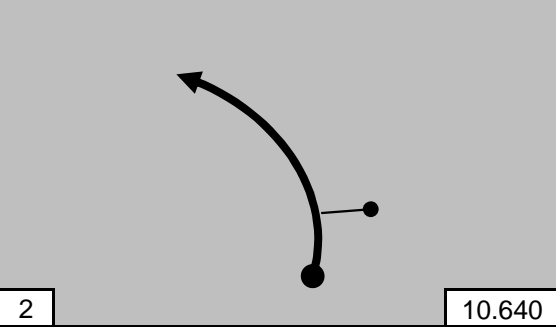
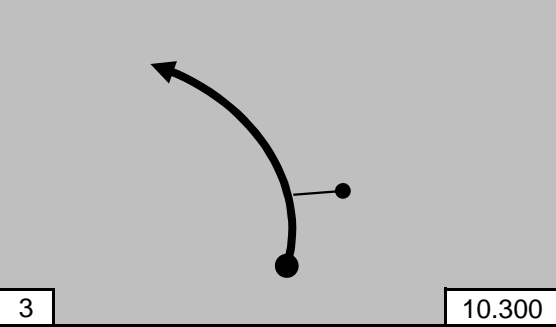
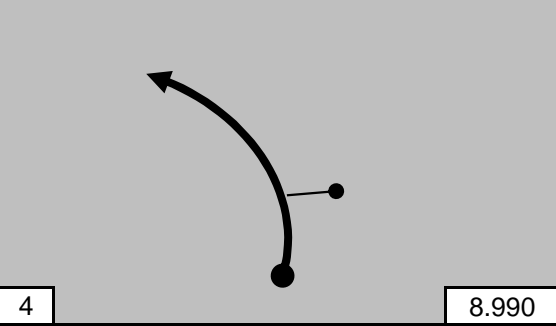
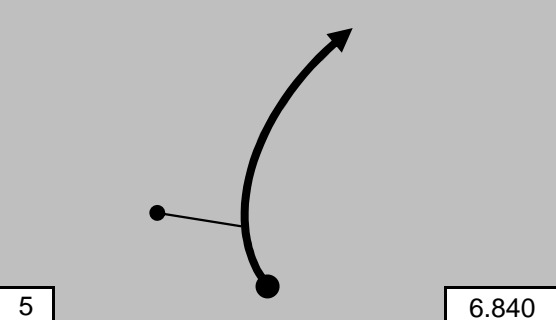
DISTANCIA		DIRECCIÓN DIRECTION	TIERRA	INFORMACIÓN INFORMATION	DIST. REG. TO GO
TOTAL	PARCIAL				
6.400	1.200			!	6.000
6.900	0.500			!!	5.500
7.400	0.500				5.000
7.600	0.200				4.800
10.000	2.400				2.400

DISTANCIA A LA PRÓXIMA INSTRUCCIÓN 2.350

SS TC TC CH	5	COATZINGO	DISTANCIA	5
	6	TEJALUCA	12.400 Km	
5	COATZINGO		7.400 Km	PROMEDIO-AVERAGE
MEJOR TIEMPO 04:03 SANTINO ALARCÓN/RENAULT CLIO SPORT EN 2014				57 Km/h
				TIEMPO TIME 00:13

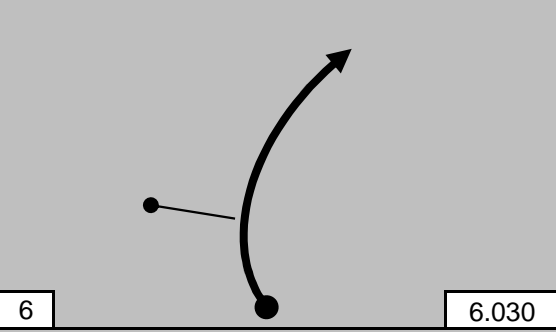
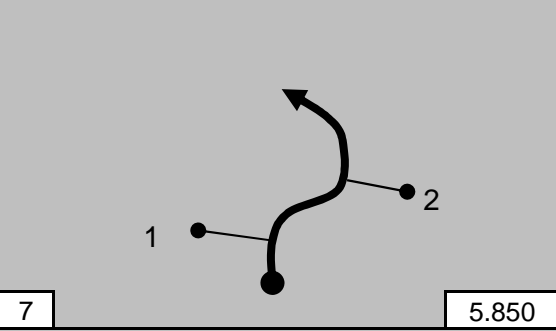
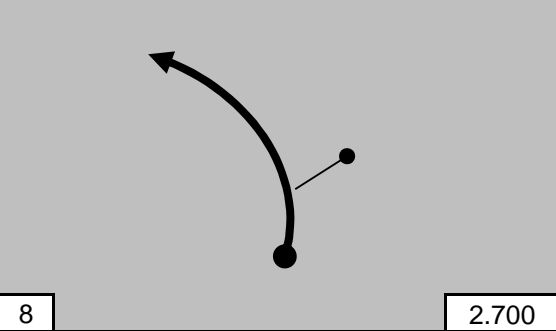
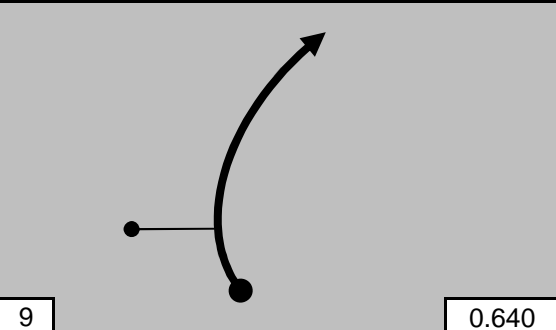
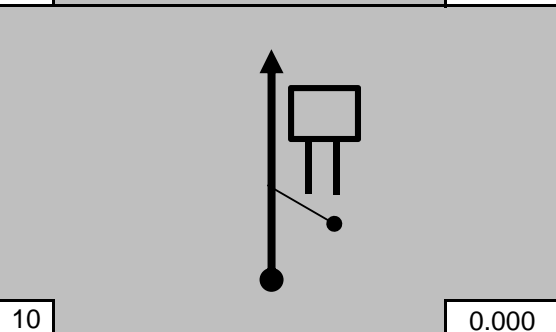

DISTANCIA		DIRECCIÓN DIRECTION	TIERRA	INFORMACIÓN INFORMATION	DIST. REG. TO GO
TOTAL	PARCIAL				
12.350	2.350	 11			0.050
12.400	0.050	 12		 LETRERO INVERTIDO	0.000

SS TC TC CH	6	TEJALUCA	DISTANCIA	6	
	6A	SERVICIO	20.100 Km		
6	SAN JUAN		11.400 Km	PROMEDIO-AVERAGE	
MEJOR TIEMPO 07:45 CHISTIAN GÓMEZ/RENAULT CLIO SPORT EN 2014				TIEMPO TIME	00:25
				48 Km/h	

DISTANCIA		DIRECCIÓN DIRECTION	TIERRA	INFORMACIÓN INFORMATION	DIST. REG. TO GO
TOTAL	PARCIAL				
0.000	0.000			 LETRERO INVERTIDO	20.100
0.760	0.760			!!	19.340
1.100	0.340			!!	19.000
2.410	1.310			!	17.690
4.560	2.150			!! LARGA	15.540

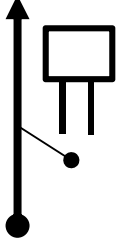

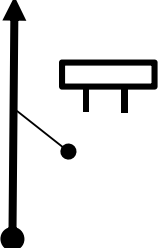
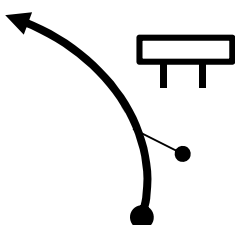

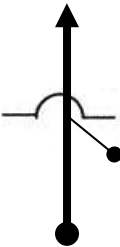
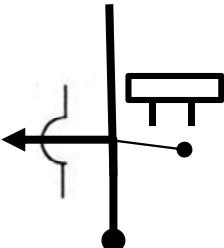
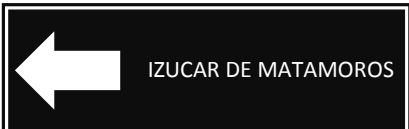
DISTANCIA A LA PRÓXIMA INSTRUCCIÓN	0.810
------------------------------------	-------

SS TC TC CH	6	TEJALUCA	DISTANCIA	6	
	6A	SERVICIO	20.100 Km		
6	SAN JUAN		11.400 Km	PROMEDIO-AVERAGE	
MEJOR TIEMPO 07:45 CHISTIAN GÓMEZ/RENAULT CLIO SPORT EN 2014				48 Km/h	TIEMPO TIME 00:25

DISTANCIA		DIRECCIÓN DIRECTION	TIERRA	INFORMACIÓN INFORMATION	DIST. REG. TO GO
TOTAL	PARCIAL				
5.370	0.810			!!	14.730
5.550	0.180			1 !! 2 !!	14.550
8.700	3.150			!!	11.400
10.760	2.060			!!	9.340
11.400	0.640			 "KM 17"	8.700

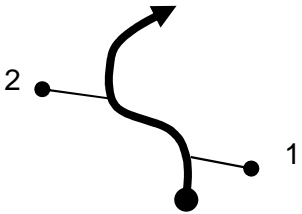
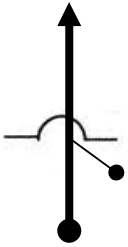
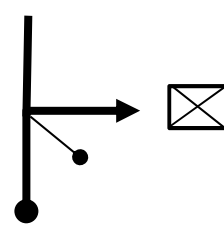


DISTANCIA A LA PRÓXIMA INSTRUCCIÓN	0.300
------------------------------------	-------

SS TC TC CH	6	TEJALUCA	DISTANCIA	6
	6A	SERVICIO	20.100 Km	
6	SAN JUAN		11.400 Km	PROMEDIO-AVERAGE
MEJOR TIEMPO 07:45 CHISTIAN GÓMEZ/RENAULT CLIO SPORT EN 2014				TIEMPO TIME
				00:25
				48 Km/h

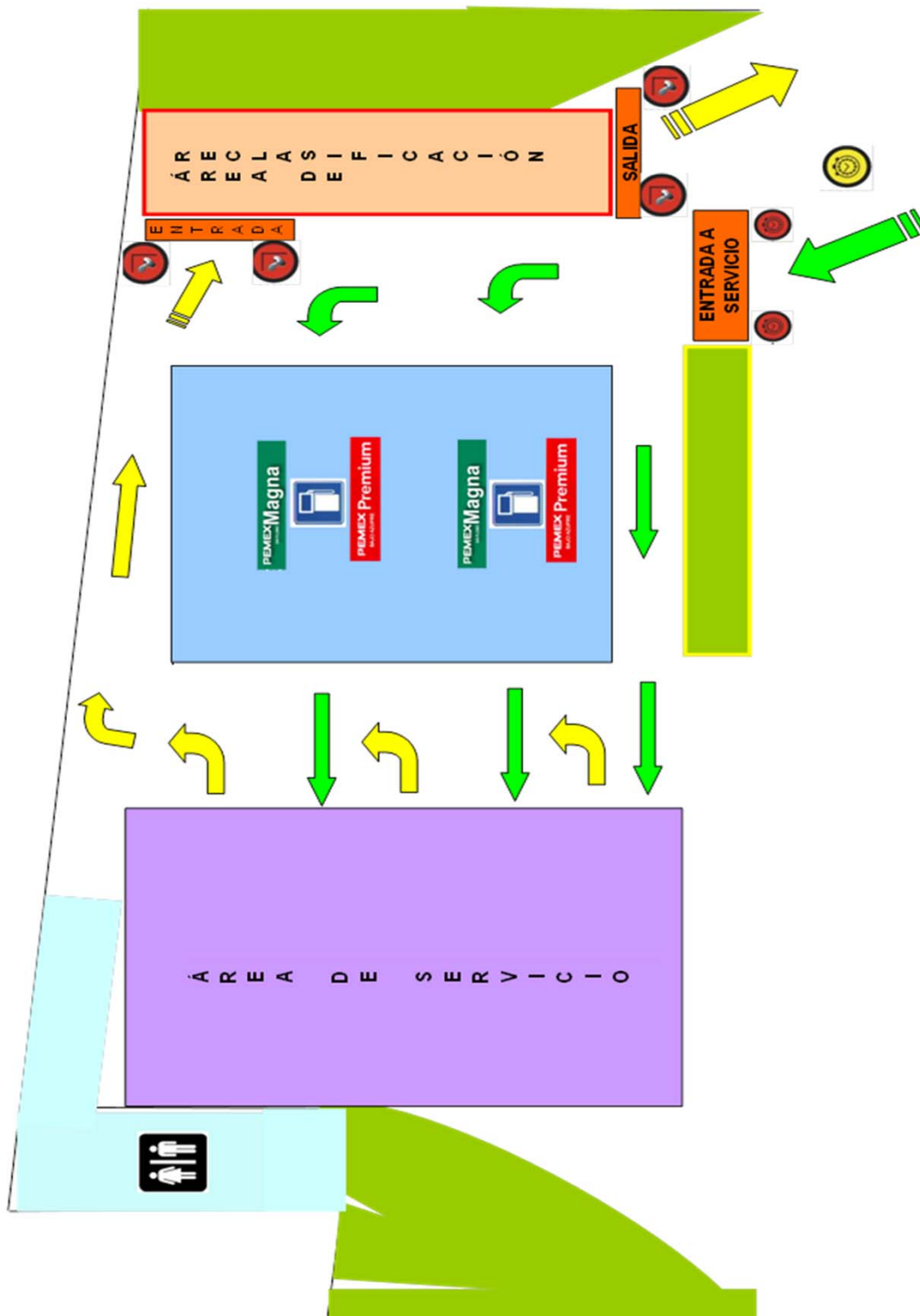
DISTANCIA		DIRECCIÓN DIRECTION	TIERRA	INFORMACIÓN INFORMATION	DIST. REG. TO GO
TOTAL	PARCIAL				
11.700	0.300			 "RESTAURANTE LAGUNA DE EPATLAN"	8.400
		11			
13.600	1.900			"SAN JUAN EPATLAN"	6.500
		12			
14.500	0.900			 IZUCAR DE MATAMOROS	5.600
		13			
14.510	0.010			TOPES X 3	5.590
		14			
14.670	0.160			 IZUCAR DE MATAMOROS TOPES X 8	5.430
		15			

DISTANCIA A LA PRÓXIMA INSTRUCCIÓN	1.730
------------------------------------	-------

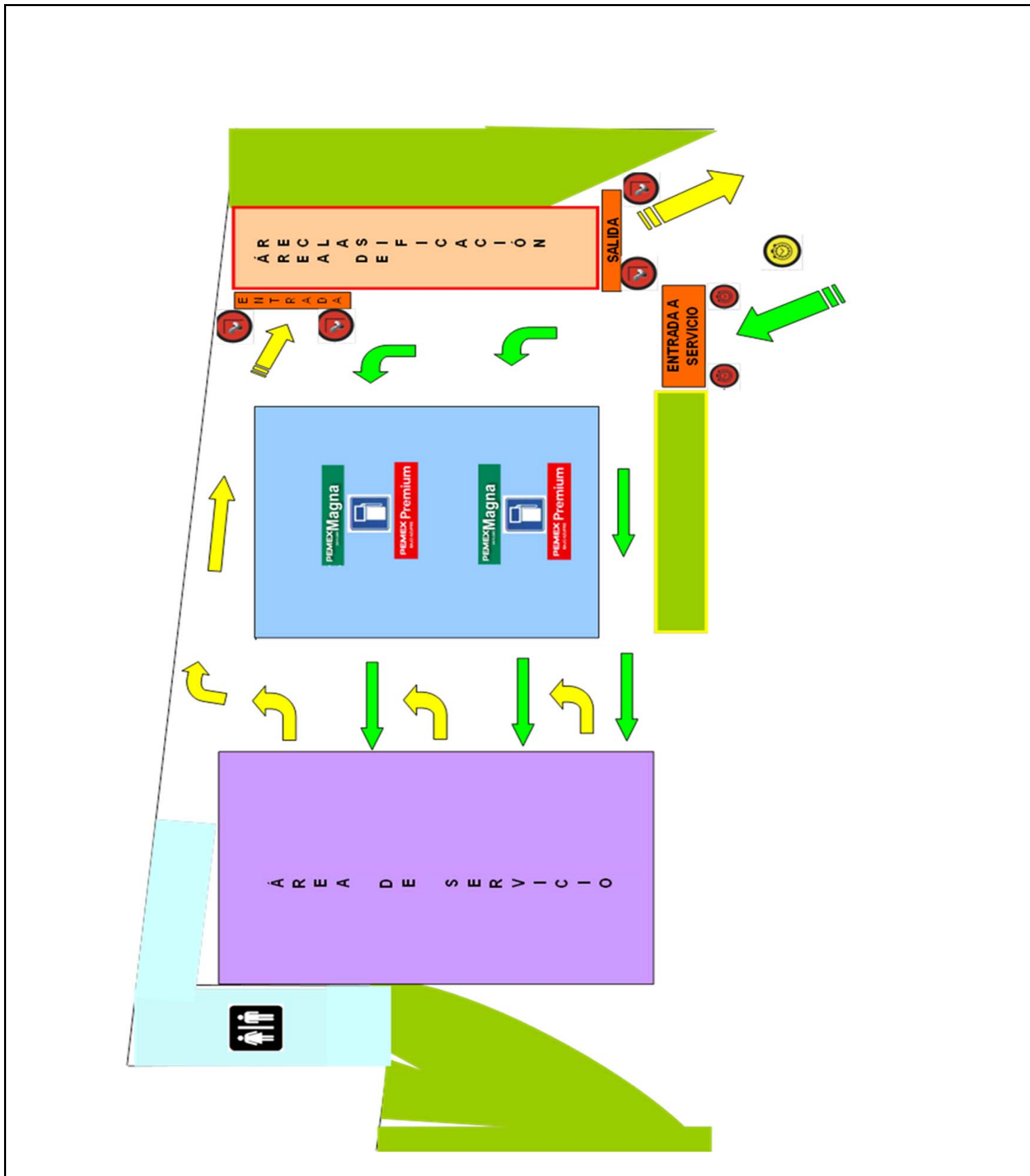
SS TC TC CH	6	TEJALUCA	DISTANCIA	6
	6A	SERVICIO	20.100 Km	
6	SAN JUAN		11.400 Km	PROMEDIO-AVERAGE
MEJOR TIEMPO 07:45 CHISTIAN GÓMEZ/RENAULT CLIO SPORT EN 2014				TIEMPO TIME
				48 Km/h
				00:25

DISTANCIA		DIRECCIÓN DIRECTION	TIERRA	INFORMACIÓN INFORMATION	DIST. REG. TO GO
TOTAL	PARCIAL				
16.400	1.730	 16	1 !! 2 !!	3.700	
18.650	2.250	 17	TOPES X 2	1.450	
20.100	1.450	 18	 SERVICIO  PEMEX	0.000	



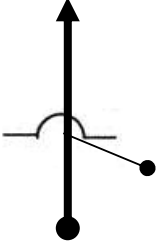
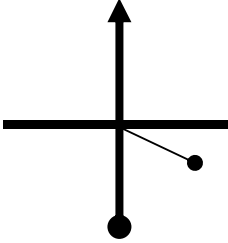

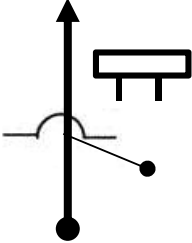
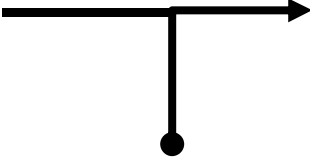

TC CH TC CH	6A	ENTRADA A SERVICIO	DISTANCIA	6A
	6B	SALIDA DE SERVICIO		
			PROMEDIO-AVERAGE	TIEMPO TIME 01:00



TC CH TC CH	6B	ENTRADA A RECLASIFICACIÓN	DISTANCIA	6B
	6C	SALIDA DE RECLASIFICACIÓN		
			PROMEDIO-AVERAGE	
				TIEMPO TIME 00:10

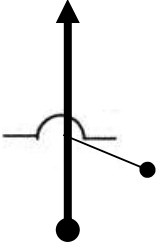
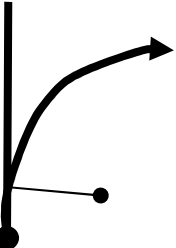

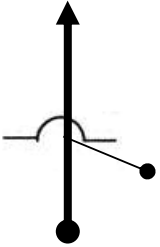
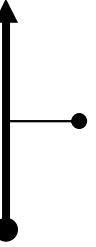

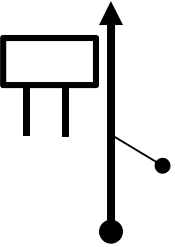



TC CH TC CH	6C	SALIDA DE RECLASIFICACIÓN	DISTANCIA	6C
	7	SAN JUAN EPATLAN	8.500 Km	
			PROMEDIO-AVERAGE	TIEMPO TIME 00:10
			51 Km/h	

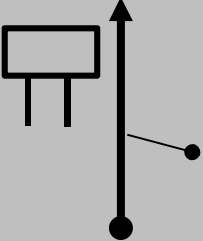

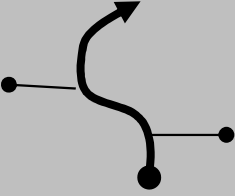
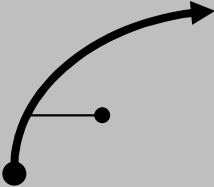
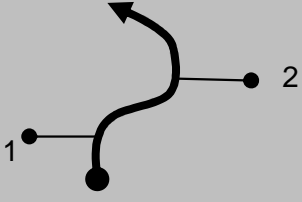
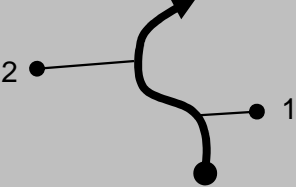
DISTANCIA		DIRECCIÓN DIRECTION	TIERRA	INFORMACIÓN INFORMATION	DIST. REG. TO GO
TOTAL	PARCIAL				
0.000	0.000				8.500
		1			
1.510	1.510			<p>TOPES X 2 INICIA POBLADO</p>	6.990
		2			
2.170	0.660				6.330
		3			
4.770	2.600			<p>TOPES X 8 INICIA POBLACION "SAN JUAN EPATLAN"</p>	3.730
		4			
5.390	0.620				3.110
		5			

DISTANCIA A LA PRÓXIMA INSTRUCCIÓN	0.200
------------------------------------	-------

TC CH TC CH	6C	SALIDA DE RECLASIFICACIÓN	DISTANCIA	6C
	7	SAN JUAN EPATLAN	8.500 Km	
			PROMEDIO-AVERAGE	TIEMPO TIME 00:10
			51 Km/h	

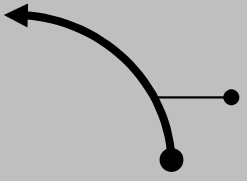
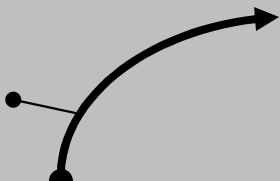

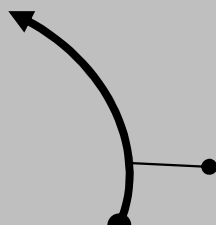
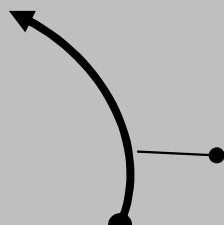
DISTANCIA		DIRECCIÓN DIRECTION	TIERRA	INFORMACIÓN INFORMATION	DIST. REG. TO GO
TOTAL	PARCIAL				
5.590	0.200	 6		TOPES X 3	2.910
5.710	0.120	 7			2.790
5.910	0.200	 8		TOPES X 3	2.590
8.450	2.540	 9			0.050
8.500	0.050	 10		 LETRERO Km. 17 LA LAGUNA	0.000

SS TC TC CH	6	SAN JUAN EPATLAN	DISTANCIA	7	
	7	TEJALUCA	16.500 Km		
7	EPATLAN		12.050 Km	PROMEDIO-AVERAGE	
MEJOR TIEMPO 07:12 SANTINO ALARCÓN/RENAULT CLIO SPORT EN 2014				49.5 Km/h	TIEMPO TIME 00:20

DISTANCIA		DIRECCIÓN DIRECTION	TIERRA	INFORMACIÓN INFORMATION	DIST. REG. TO GO
TOTAL	PARCIAL				
0.000	0.000			 LETRERO Km. 17 LA LAGUNA	16.500
		1 12.050			
0.500	0.500			1 !! 2 !!!	16.000
		2 11.550			
3.100	2.600			! LARGA	13.400
		3 8.950			
4.450	1.350			1 ! 2 !	12.050
		4 7.600			
5.500	1.050			1 ! 2 !	11.000
		5 6.550			

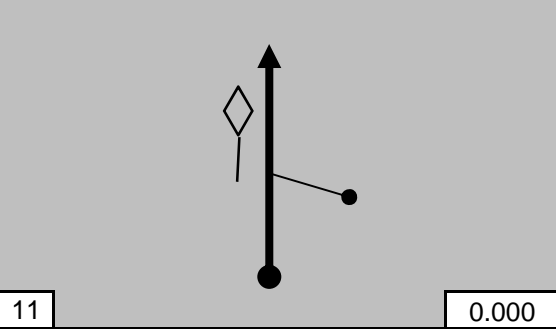

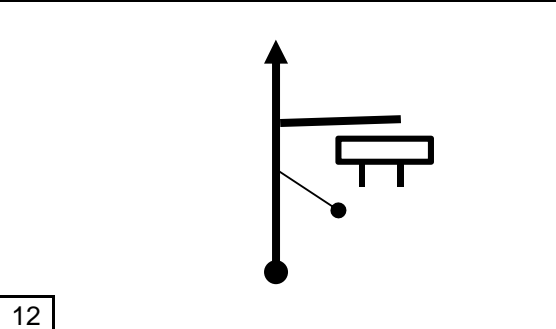

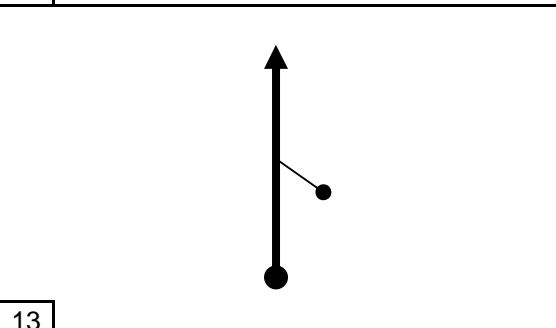
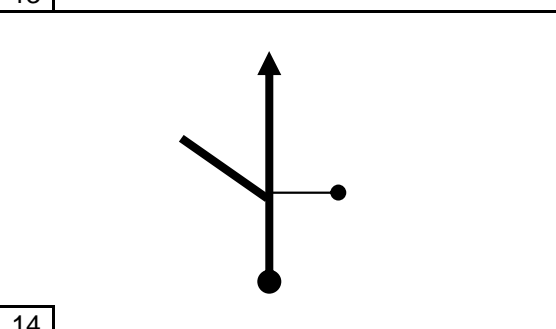

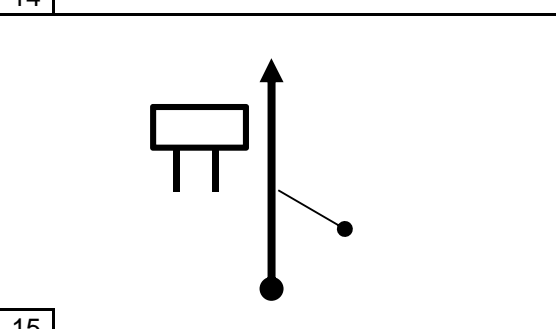

DISTANCIA A LA PRÓXIMA INSTRUCCIÓN	0.200
------------------------------------	-------

SS TC TC CH	6	SAN JUAN EPATLAN	DISTANCIA	7	
	7	TEJALUCA	16.500 Km		
7	EPATLAN		12.050 Km	PROMEDIO-AVERAGE	
MEJOR TIEMPO 07:12 SANTINO ALARCÓN/RENAULT CLIO SPORT EN 2014				TIEMPO TIME	00:20
				49.5 Km/h	

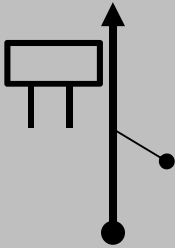

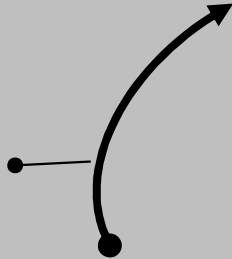
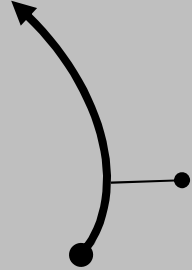
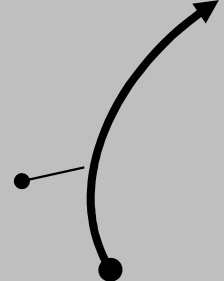
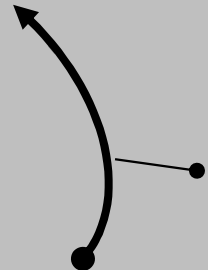
DISTANCIA		DIRECCIÓN DIRECTION	TIERRA	INFORMACIÓN INFORMATION	DIST. REG. TO GO
TOTAL	PARCIAL				
5.700	0.200	 6 6.350		!!	10.800
7.200	1.500	 7 4.850		!! LARGA	9.300
8.400	1.200	 8 3.650		!!	8.100
9.700	1.300	 9 2.350		!!	6.800
11.500	1.800	 10 0.550		!	5.000

DISTANCIA A LA PRÓXIMA INSTRUCCIÓN	0.550
------------------------------------	-------

SS TC TC CH	6	SAN JUAN EPATLAN	DISTANCIA	7	
	7	TEJALUCA	16.500 Km		
7	EPATLAN		12.050 Km	PROMEDIO-AVERAGE	
MEJOR TIEMPO 07:12 SANTINO ALARCÓN/RENAULT CLIO SPORT EN 2014				TIEMPO TIME	00:20
				49.5 Km/h	

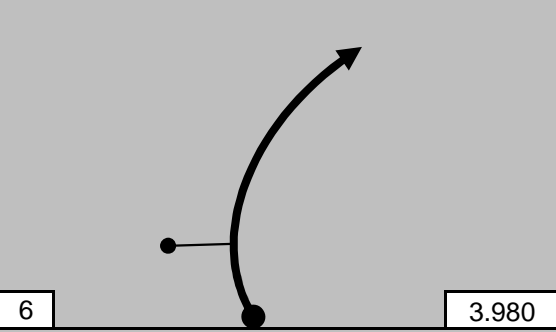
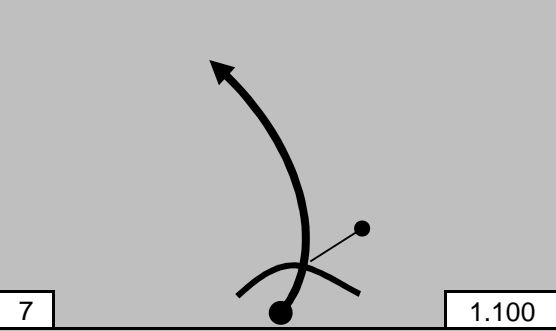
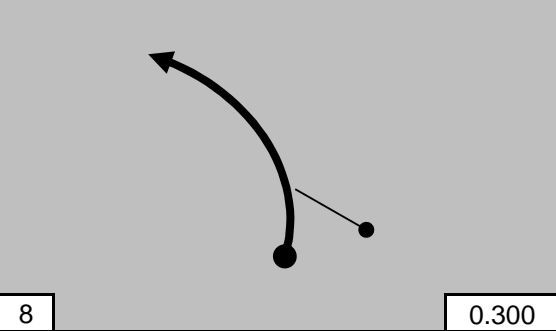
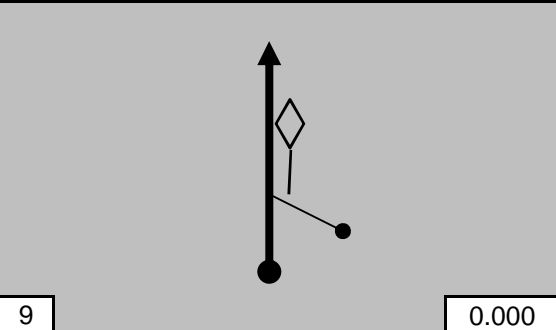

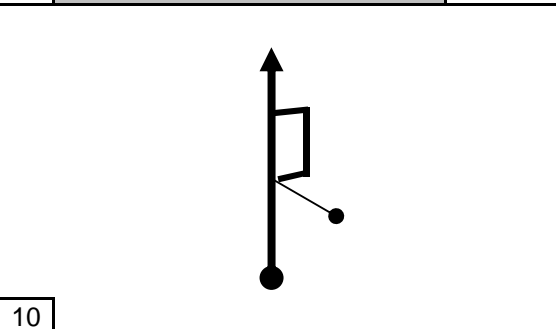

DISTANCIA		DIRECCIÓN DIRECTION	TIERRA	INFORMACIÓN INFORMATION	DIST. REG. TO GO
TOTAL	PARCIAL				
12.050	0.550				4.450
12.250	0.200			 "MIMILULCO"	4.250
14.110	1.860				2.390
16.490	2.380				0.010
16.500	0.010			 LETRERO "SCT"	0.000

SS TC TC CH	7	TEJALUCA	DISTANCIA	8
	8	COATZINGO	26.600 Km	
8	TAJALUCA		7.400 Km	PROMEDIO-AVERAGE
MEJOR TIEMPO 03:48 SANTINO ALARCÓN/RENAULT CLIO SPORT EN 2014				57.0 Km/h
				TIEMPO TIME 00:28

DISTANCIA		DIRECCIÓN DIRECTION	TIERRA	INFORMACIÓN INFORMATION	DIST. REG. TO GO
TOTAL	PARCIAL				
0.000	0.000	 1 7.400		 LETRERO "SCT"	26.600
0.100	0.100	 2 7.300		!	26.500
1.300	1.200	 3 6.100		!!!	25.300
1.600	0.300	 4 5.800		!!!	25.000
1.840	0.240	 5 5.560		!!	24.760

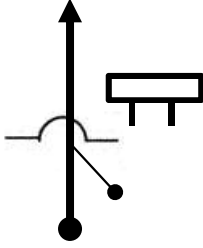
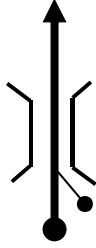
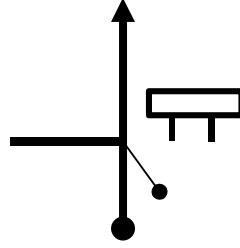

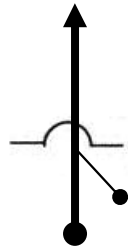
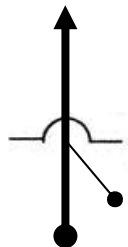
DISTANCIA A LA PRÓXIMA INSTRUCCIÓN 1.580

SS TC TC CH	7	TEJALUCA	DISTANCIA	8
	8	COATZINGO	26.600 Km	
8	TAJALUCA		7.400 Km	PROMEDIO-AVERAGE
MEJOR TIEMPO 03:48 SANTINO ALARCÓN/RENAULT CLIO SPORT EN 2014				TIEMPO TIME
				00:28

DISTANCIA		DIRECCIÓN DIRECTION	TIERRA	INFORMACIÓN INFORMATION	DIST. REG. TO GO
TOTAL	PARCIAL				
3.420	1.580			!!	23.180
6.300	2.880			!	20.300
7.100	0.800			!	19.500
7.400	0.300			 LETRERO CURVA IZQUIERDA	19.200
7.600	0.200			 ENTRADA	19.000




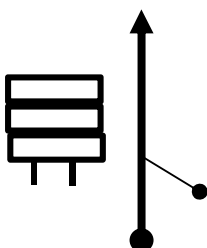

DISTANCIA A LA PRÓXIMA INSTRUCCIÓN 1.650

SS TC TC CH	7	TEJALUCA	DISTANCIA	8
	8	COATZINGO	26.600 Km	
8	TAJALUCA		7.400 Km	PROMEDIO-AVERAGE
MEJOR TIEMPO 03:48 SANTINO ALARCÓN/RENAULT CLIO SPORT EN 2014				TIEMPO TIME
				57.0 Km/h
				00:28

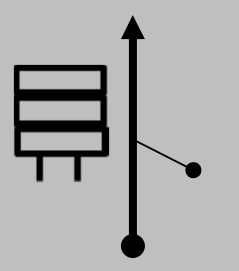

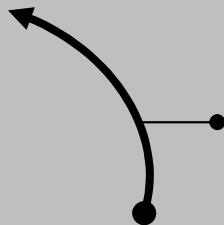
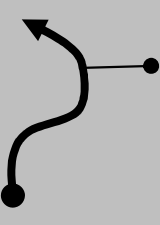
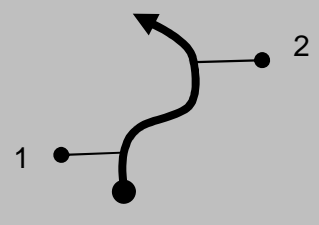
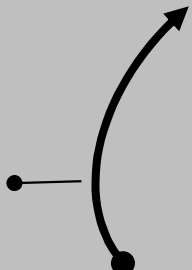
DISTANCIA		DIRECCIÓN DIRECTION	TIERRA	INFORMACIÓN INFORMATION	DIST. REG. TO GO
TOTAL	PARCIAL				
9.250	1.650			TOPES X 6 "COATZINGO"	17.350
		11			
10.240	0.990				16.360
		12			
10.700	0.460				15.900
		13			
11.420	0.720			TOPES X 4 INICIA POBLADO	15.180
		14			
20.120	8.700				6.480
		15			

DISTANCIA A LA PRÓXIMA INSTRUCCIÓN	6.450
------------------------------------	-------

SS TC TC CH	7	TEJALUCA	DISTANCIA	8
	8	COATZINGO	26.600 Km	
8	TAJALUCA		7.400 Km	PROMEDIO-AVERAGE
MEJOR TIEMPO 03:48 SANTINO ALARCÓN/RENAULT CLIO SPORT EN 2014				57.0 Km/h
				TIEMPO TIME 00:28

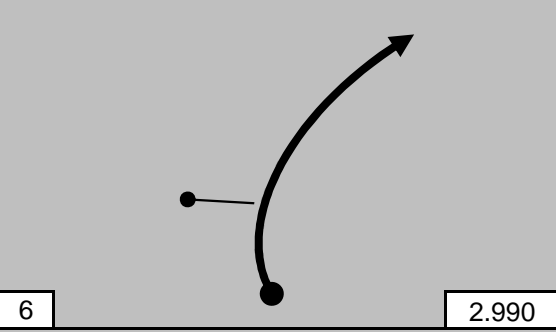
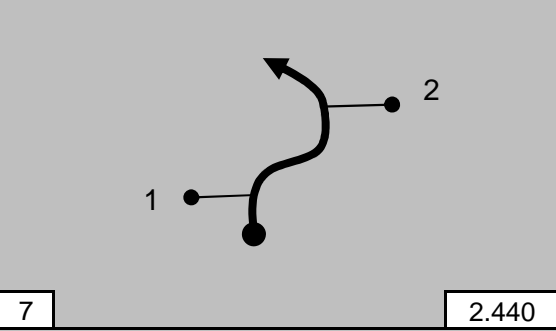
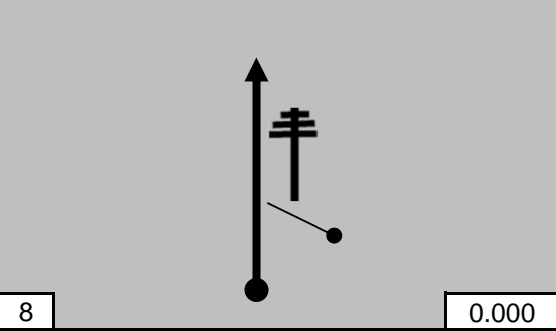

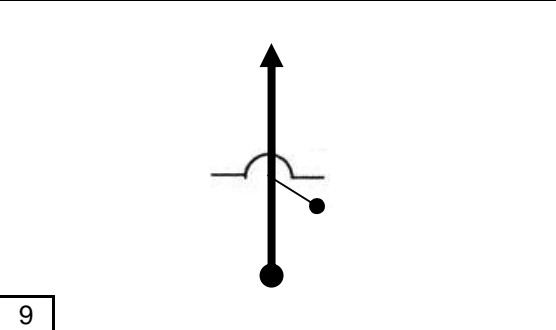

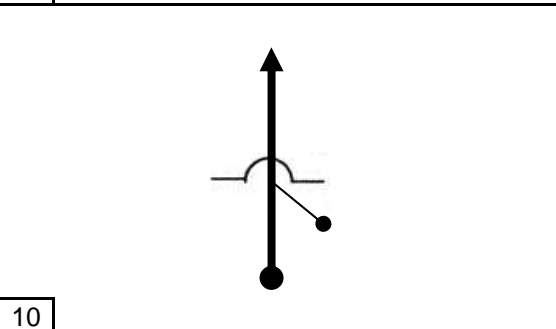
DISTANCIA		DIRECCIÓN DIRECTION	TIERRA	INFORMACIÓN INFORMATION	DIST. REG. TO GO
TOTAL	PARCIAL				
26.570	6.450			  CORTINAS METALICAS	0.030
		16			
26.600	0.030			 LETRERO INVERTIDO	0.000
		17			

SS TC TC CH	8	ZACAPALA	DISTANCIA	9
	9	VUELTA EN "U"	11.300 Km	
9	ZACAPALA	9.000 Km	PROMEDIO-AVERAGE	TIEMPO TIME 01:05
MEJOR TIEMPO 04:36 JORGE CHÁVEZ/MITSUBISHI EVO IX EN 2014			50 Km/h	

DISTANCIA		DIRECCIÓN DIRECTION	TIERRA	INFORMACIÓN INFORMATION	DIST. REG. TO GO
TOTAL	PARCIAL				
0.000	0.000	 1 9.000		 LETRERO INVERTIDO	11.300
1.020	1.020	 2 7.980		! LARGA	10.280
2.350	1.330	 3 6.650		!	8.950
3.250	0.900	 4 5.750		1 !! 2 !!	8.050
5.780	2.530	 5 3.220		!!	5.520

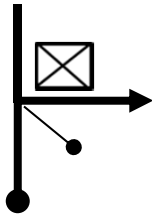
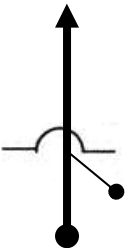
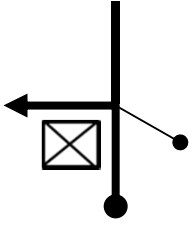
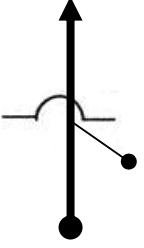
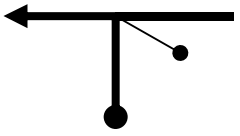
DISTANCIA A LA PRÓXIMA INSTRUCCIÓN 0.230

SS TC TC CH	8	ZACAPALA	DISTANCIA	9
	9	VUELTA EN "U"	11.300 Km	
9	ZACAPALA	9.000 Km	PROMEDIO-AVERAGE	TIEMPO TIME 01:05
MEJOR TIEMPO 04:36 JORGE CHÁVEZ/MITSUBISHI EVO IX EN 2014			50 Km/h	

DISTANCIA		DIRECCIÓN DIRECTION	TIERRA	INFORMACIÓN INFORMATION	DIST. REG. TO GO
TOTAL	PARCIAL				
6.010	0.230			!!!	5.290
6.560	0.550			1 !!! 2 !	4.740
9.000	2.440				2.300
9.500	0.500				1.800
10.100	0.600				1.200

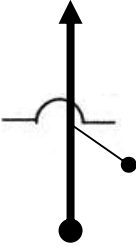
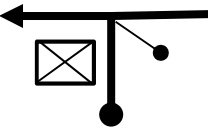
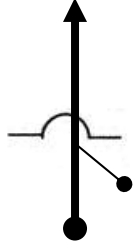
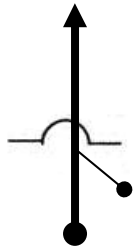

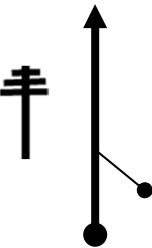

DISTANCIA A LA PRÓXIMA INSTRUCCIÓN 0.100

SS TC TC CH	8	ZACAPALA	DISTANCIA	9
	9	VUELTA EN "U"	11.300 Km	
9	ZACAPALA	9.000 Km	PROMEDIO-AVERAGE	TIEMPO TIME 01:05
MEJOR TIEMPO 04:36 JORGE CHÁVEZ/MITSUBISHI EVO IX EN 2014			50 Km/h	

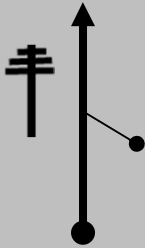

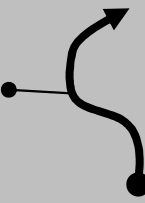
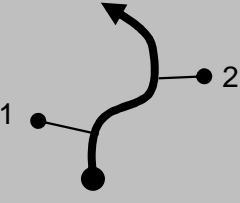
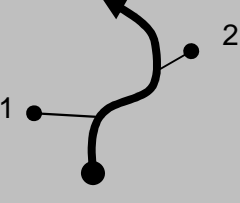
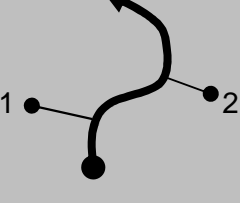
DISTANCIA		DIRECCIÓN DIRECTION	TIERRA	INFORMACIÓN INFORMATION	DIST. REG. TO GO
TOTAL	PARCIAL				
10.200	0.100			EN CALLE CON ADOQUIN ROJO ☒ ESCUELA	1.100
		11			
10.250	0.050				1.050
		12			
10.300	0.050			☒ ESCUELA	1.000
		13			
10.350	0.050				0.950
		14			
10.400	0.050			ESTACIONARSE EN BATERIA ESPERAR INSTRUCCIONES DE OFICIALES PAC	0.900
		15			

DISTANCIA A LA PRÓXIMA INSTRUCCIÓN	0.050
------------------------------------	-------

SS TC TC CH	8	ZACAPALA	DISTANCIA	9
	9	VUELTA EN "U"	11.300 Km	
9	ZACAPALA	9.000 Km	PROMEDIO-AVERAGE	TIEMPO TIME 01:05
MEJOR TIEMPO 04:36 JORGE CHÁVEZ/MITSUBISHI EVO IX EN 2014			50 Km/h	

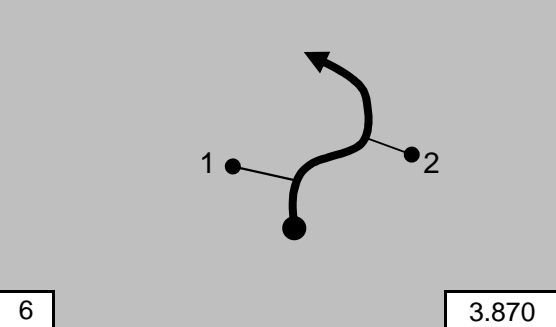
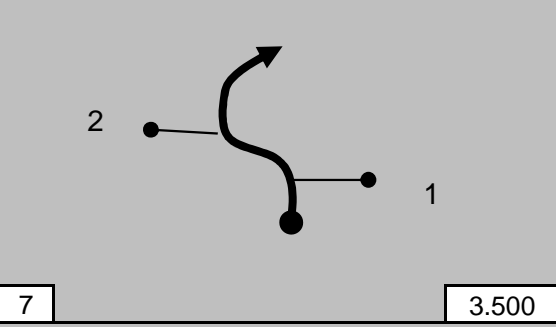
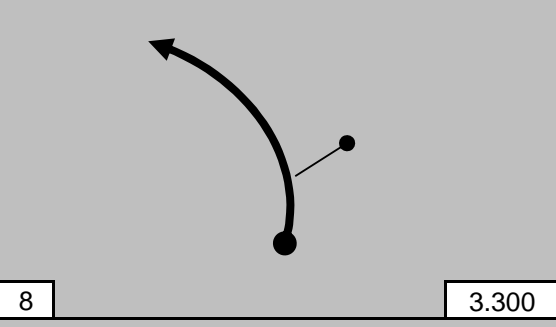
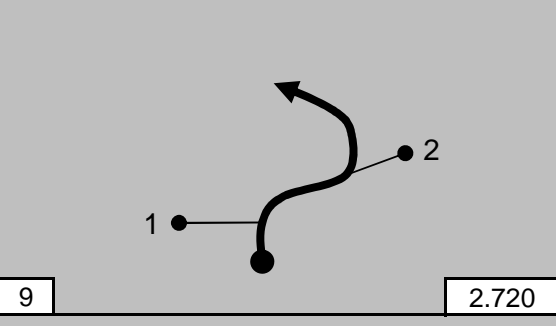
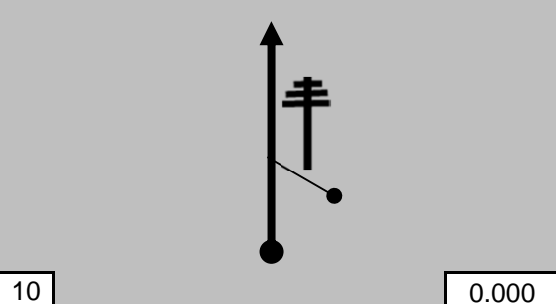

DISTANCIA		DIRECCIÓN DIRECTION	TIERRA	INFORMACIÓN INFORMATION	DIST. REG. TO GO
TOTAL	PARCIAL				
10.450	0.050	 16			0.850
10.500	0.050	 17		INCORPORARSE A CARRETERA PRINCIPAL CON PRECAUCIÓN!!! ☒ IGLESIA	0.800
10.550	0.050	 18		TOPES X 2	0.750
11.270	0.720	 19			0.030
11.300	0.030	 20			0.000

SS TC TC CH	9	ROSARIO XOCHITEOPAN	DISTANCIA	10
	10	ZACAPALA	27.450 Km	
10	XOCHITEOPAN		9.250 Km	PROMEDIO-AVERAGE
MEJOR TIEMPO 04:46 JORGE CHÁVEZ/MITSUBISHI EVO IX EN 2014				55 Km/h
				TIEMPO TIME 00:30

DISTANCIA		DIRECCIÓN DIRECTION	TIERRA	INFORMACIÓN INFORMATION	DIST. REG. TO GO
TOTAL	PARCIAL				
0.000	0.000				27.450
		1 9.250			
2.360	2.360			!	25.090
		2 6.890			
2.670	0.310			1 !! 2 !	24.780
		3 6.580			
2.860	0.190			1 !! 2 !	24.590
		4 6.390			
3.150	0.290			1 ! 2 !!!	24.300
		5 6.100			

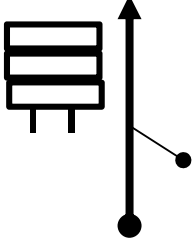

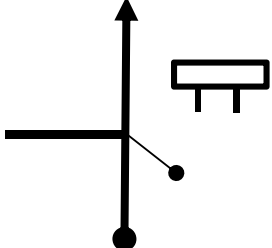

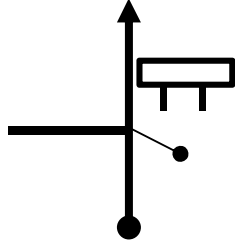

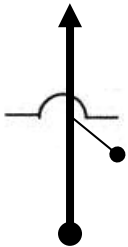
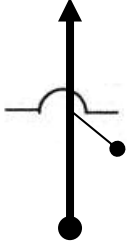
DISTANCIA A LA PRÓXIMA INSTRUCCIÓN	2.230
------------------------------------	-------

SS TC TC CH	9	ROSARIO XOCHITEOPAN	DISTANCIA	10
	10	ZACAPALA	27.450 Km	
10	XOCHITEOPAN		9.250 Km	PROMEDIO-AVERAGE
MEJOR TIEMPO 04:46 JORGE CHÁVEZ/MITSUBISHI EVO IX EN 2014				55 Km/h
				TIEMPO TIME 00:30

DISTANCIA		DIRECCIÓN DIRECTION	TIERRA	INFORMACIÓN INFORMATION	DIST. REG. TO GO
TOTAL	PARCIAL				
5.380	2.230			1 ! 2 !!!	22.070
5.750	0.370			1 !! 2 !!	21.700
5.950	0.200			!!	21.500
6.530	0.580			1 !! 2 !	20.920
9.250	2.720				18.200

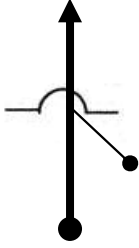
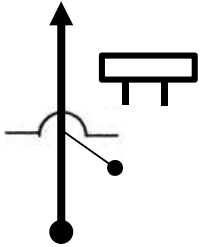
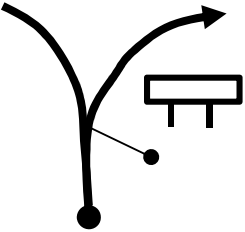

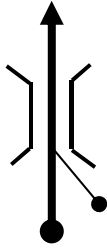
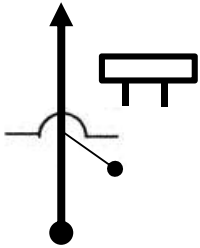
DISTANCIA A LA PRÓXIMA INSTRUCCIÓN	0.200
------------------------------------	-------

SS TC TC CH	9	ROSARIO XOCHITEOPAN	DISTANCIA	10	
	10	ZACAPALA	27.450 Km		
10	XOCHITEOPAN		9.250 Km	PROMEDIO-AVERAGE	
MEJOR TIEMPO 04:46 JORGE CHÁVEZ/MITSUBISHI EVO IX EN 2014				55 Km/h	
				TIEMPO TIME	00:30

DISTANCIA		DIRECCIÓN DIRECTION	TIERRA	INFORMACIÓN INFORMATION	DIST. REG. TO GO
TOTAL	PARCIAL				
9.450	0.200				18.000
		11			
9.550	0.100				17.900
		12			
10.850	1.300				16.600
		13			
14.550	3.700			TOPES X 2	12.900
		14			
17.250	2.700			TOPES X 2	10.200
		15			

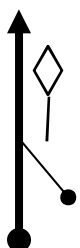

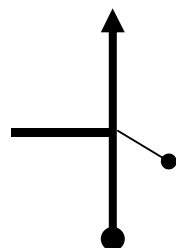

DISTANCIA A LA PRÓXIMA INSTRUCCIÓN 2.300

SS TC TC CH	9	ROSARIO XOCHITEOPAN	DISTANCIA	10
	10	ZACAPALA	27.450 Km	
10	XOCHITEOPAN		9.250 Km	PROMEDIO-AVERAGE
MEJOR TIEMPO 04:46 JORGE CHÁVEZ/MITSUBISHI EVO IX EN 2014				55 Km/h
				TIEMPO TIME 00:30

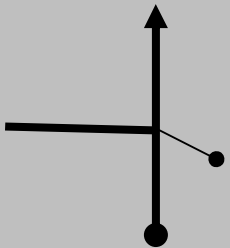

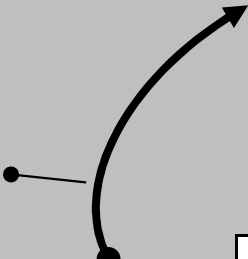
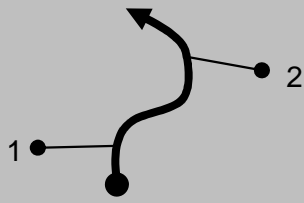
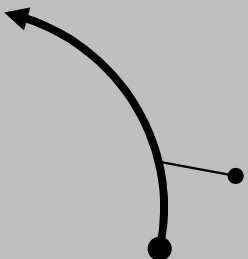
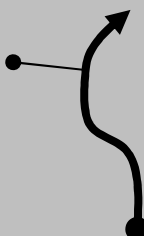
DISTANCIA		DIRECCIÓN DIRECTION	TIERRA	INFORMACIÓN INFORMATION	DIST. REG. TO GO
TOTAL	PARCIAL				
19.550	2.300			TOPES X 3	7.900
		16			
22.950	3.400			TOPES X 5 INICIA POBLACION	4.500
		17			
24.050	1.100				3.400
		18			
24.350	0.300				3.100
		19			
24.750	0.400			TOPES X 6 "COATZINGO"	2.700
		20			

DISTANCIA A LA PRÓXIMA INSTRUCCIÓN	2.650
------------------------------------	-------

SS TC TC CH	9	ROSARIO XOCHITEOPAN	DISTANCIA		10
	10	ZACAPALA	27.450 Km		
10	XOCHITEOPAN		9.250 Km	PROMEDIO-AVERAGE	
MEJOR TIEMPO 04:46 JORGE CHÁVEZ/MITSUBISHI EVO IX EN 2014				55 Km/h	TIEMPO TIME 00:30


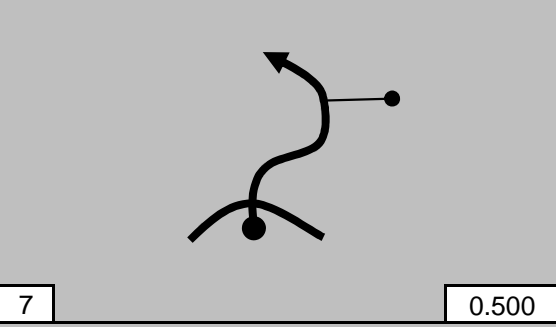
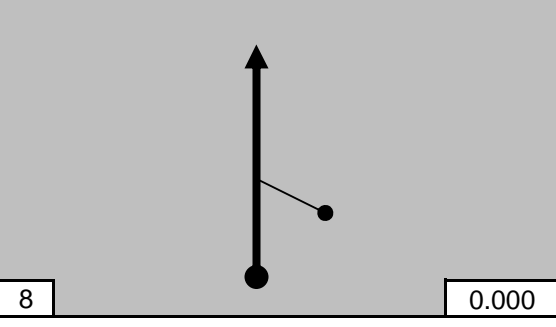

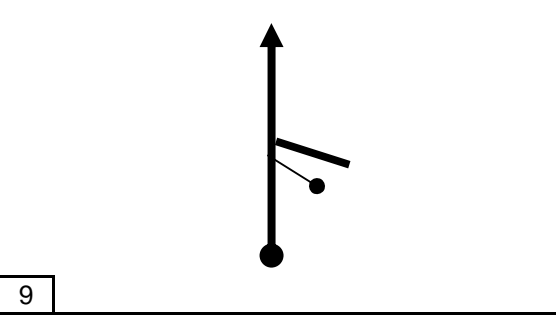

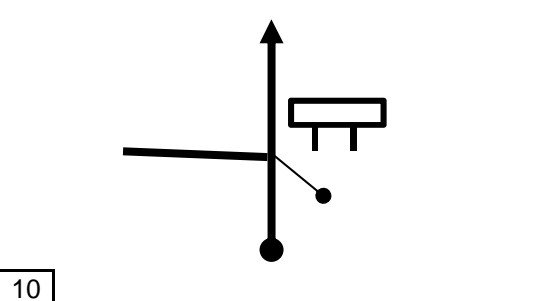

DISTANCIA		DIRECCIÓN DIRECTION	TIERRA	INFORMACIÓN INFORMATION	DIST. REG. TO GO
TOTAL	PARCIAL				
27.400	2.650				0.050
		21			
27.450	0.050				0.000
		22			

SS TC TC CH	10	COATZINGO	DISTANCIA	11
	11	TEJALUCA	12.400 Km	
11	COATZINGO		7.400 Km	PROMEDIO-AVERAGE
MEJOR TIEMPO 04:03 SANTINO ALARCÓN/RENAULT CLIO SPORT EN 2014				57 Km/h
				TIEMPO TIME 00:13

DISTANCIA		DIRECCIÓN DIRECTION	TIERRA	INFORMACIÓN INFORMATION	DIST. REG. TO GO
TOTAL	PARCIAL				
0.000	0.000				12.400
		1 7.400			
0.250	0.250			!	12.150
		2 7.150			
2.200	1.950			1 !! 2 !!	10.200
		3 5.200			
3.750	1.550			!	8.650
		4 3.650			
5.200	1.450			!	7.200
		5 2.200			

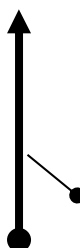

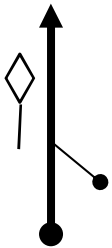

DISTANCIA A LA PRÓXIMA INSTRUCCIÓN 1.200

SS TC TC CH	10	COATZINGO	DISTANCIA	11
	11	TEJALUCA	12.400 Km	
11	COATZINGO		7.400 Km	PROMEDIO-AVERAGE
MEJOR TIEMPO 04:03 SANTINO ALARCÓN/RENAULT CLIO SPORT EN 2014				57 Km/h
				TIEMPO TIME 00:13

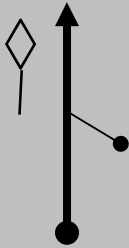

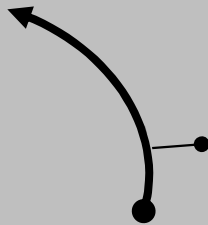
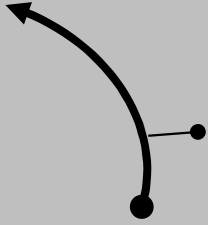
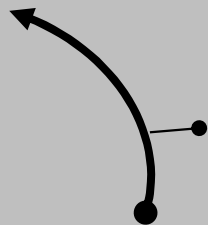
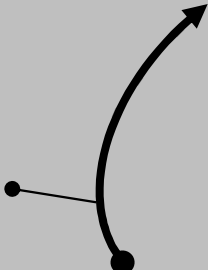
DISTANCIA		DIRECCIÓN DIRECTION	TIERRA	INFORMACIÓN INFORMATION	DIST. REG. TO GO
TOTAL	PARCIAL				
6.400	1.200	 6 1.000		!	6.000
6.900	0.500	 7 0.500		!!	5.500
7.400	0.500	 8 0.000			5.000
7.600	0.200	 9			4.800
10.000	2.400	 10			2.400

DISTANCIA A LA PRÓXIMA INSTRUCCIÓN 2.350

SS TC TC CH	10	COATZINGO	DISTANCIA	11
	11	TEJALUCA	12.400 Km	
11	COATZINGO		7.400 Km	PROMEDIO-AVERAGE
MEJOR TIEMPO 04:03 SANTINO ALARCÓN/RENAULT CLIO SPORT EN 2014				57 Km/h
				TIEMPO TIME 00:13

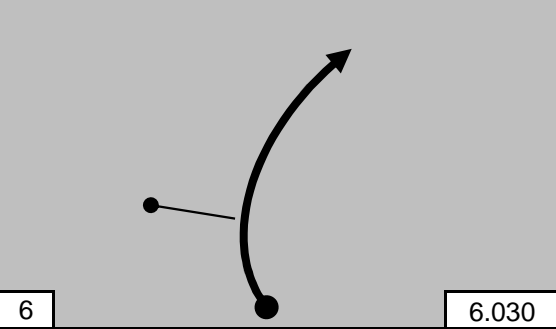
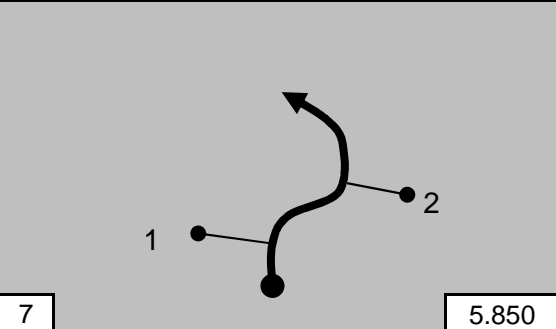
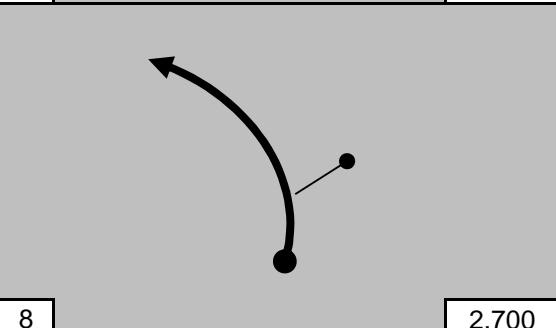
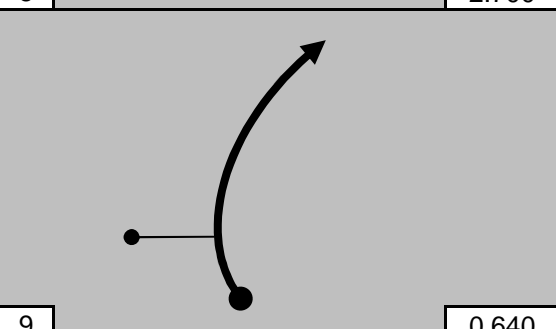
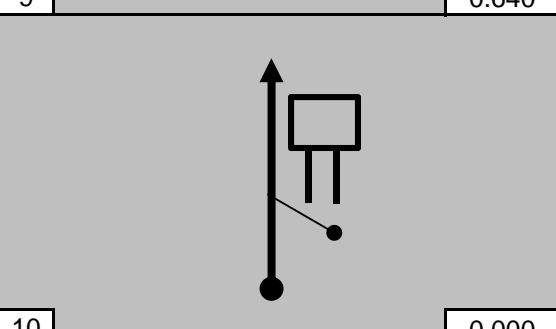

DISTANCIA		DIRECCIÓN DIRECTION	TIERRA	INFORMACIÓN INFORMATION	DIST. REG. TO GO
TOTAL	PARCIAL				
12.350	2.350				0.050
		11			
12.400	0.050			 LETRERO INVERTIDO	0.000
		12			

SS TC TC CH	11	TEJALUCA	DISTANCIA	12	
	12A	NEUTRALIZACIÓN	20.100 Km		
12	SAN JUAN		11.400 Km	PROMEDIO-AVERAGE	
MEJOR TIEMPO 07:45 CHISTIAN GÓMEZ/RENAULT CLIO SPORT EN 2014				TIEMPO TIME	00:25
				48 Km/h	

DISTANCIA		DIRECCIÓN DIRECTION	TIERRA	INFORMACIÓN INFORMATION	DIST. REG. TO GO
TOTAL	PARCIAL				
0.000	0.000			 LETRERO INVERTIDO	20.100
		1 11.400			
0.760	0.760			!!	19.340
		2 10.640			
1.100	0.340			!!	19.000
		3 10.300			
2.410	1.310			!	17.690
		4 8.990			
4.560	2.150			!! LARGA	15.540
		5 6.840			

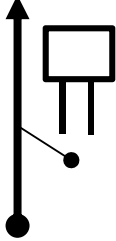

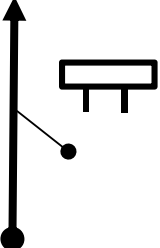
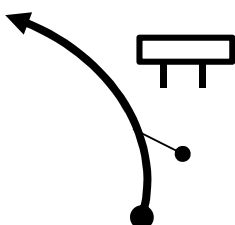

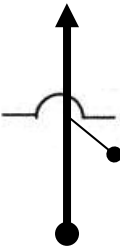
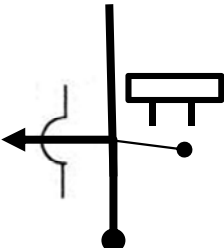
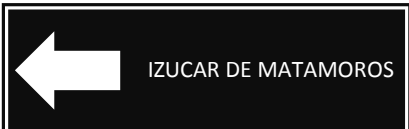
DISTANCIA A LA PRÓXIMA INSTRUCCIÓN 0.810

SS TC TC CH	11	TEJALUCA	DISTANCIA	12	
	12A	NEUTRALIZACIÓN	20.100 Km		
12	SAN JUAN		11.400 Km	PROMEDIO-AVERAGE	
MEJOR TIEMPO 07:45 CHISTIAN GÓMEZ/RENAULT CLIO SPORT EN 2014				48 Km/h	TIEMPO TIME 00:25

DISTANCIA		DIRECCIÓN DIRECTION	TIERRA	INFORMACIÓN INFORMATION	DIST. REG. TO GO
TOTAL	PARCIAL				
5.370	0.810			!!	14.730
5.550	0.180			1 !! 2 !!	14.550
8.700	3.150			!!	11.400
10.760	2.060			!!	9.340
11.400	0.640			 "KM 17"	8.700

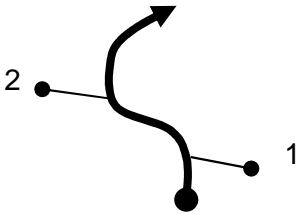
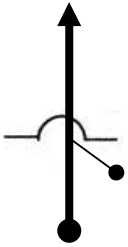
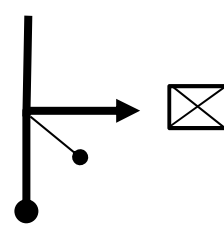


DISTANCIA A LA PRÓXIMA INSTRUCCIÓN	0.300
------------------------------------	-------

SS TC TC CH	11	TEJALUCA	DISTANCIA	12	
	12A	NEUTRALIZACIÓN	20.100 Km		
12	SAN JUAN		11.400 Km	PROMEDIO-AVERAGE	
MEJOR TIEMPO 07:45 CHISTIAN GÓMEZ/RENAULT CLIO SPORT EN 2014				48 Km/h	
				TIEMPO TIME	00:25

DISTANCIA		DIRECCIÓN DIRECTION	TIERRA	INFORMACIÓN INFORMATION	DIST. REG. TO GO
TOTAL	PARCIAL				
11.700	0.300	 11		 "RESTAURANTE LAGUNA DE EPATLAN"	8.400
13.600	1.900	 12		"SAN JUAN EPATLAN"	6.500
14.500	0.900	 13		 IZUCAR DE MATAMOROS	5.600
14.510	0.010	 14		TOPES X 3	5.590
14.670	0.160	 15		 TOPES X 8	5.430

DISTANCIA A LA PRÓXIMA INSTRUCCIÓN 1.730

SS TC TC CH	11	TEJALUCA	DISTANCIA	12
	12A	NEUTRALIZACIÓN	20.100 Km	
12	SAN JUAN		11.400 Km	PROMEDIO-AVERAGE
MEJOR TIEMPO 07:45 CHISTIAN GÓMEZ/RENAULT CLIO SPORT EN 2014				48 Km/h
				TIEMPO TIME 00:25

DISTANCIA		DIRECCIÓN DIRECTION	TIERRA	INFORMACIÓN INFORMATION	DIST. REG. TO GO
TOTAL	PARCIAL				
16.400	1.730	 16		1 !! 2 !!	3.700
18.650	2.250	 17		TOPES X 2	1.450
20.100	1.450	 18		 NEUTRALIZACIÓN ESPERAR INSTRUCCIONES DE OFICIALES  PEMEX	0.000