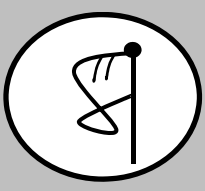

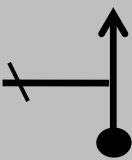
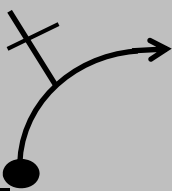
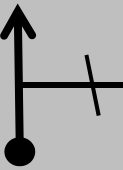

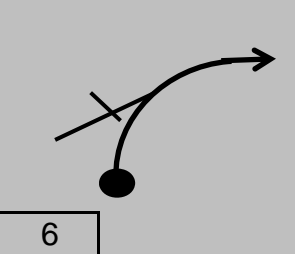
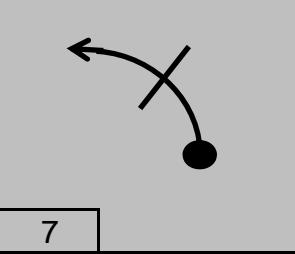
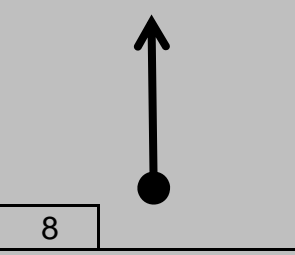
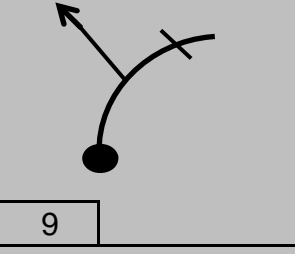
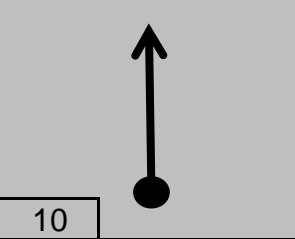



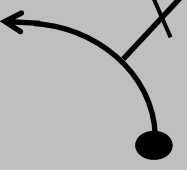
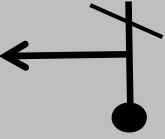
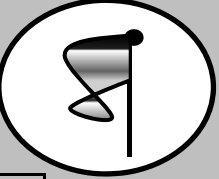

TC	1	MALPASO TC 6	DIST		6
SS			28.55		
CH	2	REFERENCIA 27			
TC					
TRAMO CRONOMETRADO - SPECIAL STAGE			PROM - AVERAGE		TIEMPO TIME
1	TEOTITLAN 1		8.25	41.30 KM/H	01:00

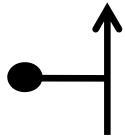

DISTANCIA - DISTANCE		DIRECCION	INFORMACION	DIST REG							
TOTAL	PARCIAL	DIRECTION	INFORMATION	TO GO							
0.00	0.00	 1	 <table border="1" data-bbox="901 420 1185 535"> <tr> <td rowspan="2">GPS</td> <td>N</td> <td>21</td> <td>51.404</td> </tr> <tr> <td>W</td> <td>102</td> <td>40.208</td> </tr> </table> <p>1763 msn CASA DE LADRILLOS LADO IZQUIERDO</p>	GPS	N	21	51.404	W	102	40.208	9.00
GPS	N	21	51.404								
	W	102	40.208								
2.30	2.30	 2	ENTROQUE SEGUIR DE FRENTE	6.70							
3.30	1.00	 3	POR LA DERECHA De Dos !!	5.70							
3.70	0.40	 4	seguir de frente brinco !!	5.30							
3.90	0.20	 5	entroque seguir de frente	5.10 5							

TC	1	MALPASO TC 6	DIST		1
SS			28.55		
CH	2	REFERENCIA 27			
TC					
TRAMO CRONOMETRADO - SPECIAL STAGE			PROM - AVERAGE		TIEMPO TIME
1	TEOTITLAN 1		8.25	41.30 KM/H	01:00

DISTANCIA - DISTANCE		DIRECCION	INFORMACION	DIST REG
TOTAL	PARCIAL	DIRECTION	INFORMATION	TO GO
5.40	1.50		entroque peligroso !!! por la derecha junto a restaurant	3.60
5.80	0.40		izquierda de dos con guardaganado	3.20
6.30	0.50		defrente cambio de superficie	2.70
6.50	0.20		izquierda de uno ! junto a restaurante RESTAURANT L.I	2.50
7.50	1.00		comienza empedrado	1.50
				6

TC	1	MALPASO TC 1	DIST		1
SS			28.55		
CH	2	REFERENCIA 37			
TC					
TRAMO CRONOMETRADO - SPECIAL STAGE			PROM - AVERAGE		TIEMPO TIME
1	TEOTITLAN 1		8.25	41.30 KM/H	01:00

DISTANCIA - DISTANCE		DIRECCION	INFORMACION	DIST REG
TOTAL	PARCIAL	DIRECTION	INFORMATION	TO GO
7.60	0.10	 11	termina empedrado BRINCO!!	1.40
7.80	0.20	 12	curvas derecha e izquierda de dos !!	1.20
8.00	0.20	 13	PRECAUCION !!! ENTROQUE A LA IZQUIERDA GUARDAGANADO	1.00
8.20	0.20	 14	B CONTROL B PUERTA CAFÉ L.D	0.80
9.00	0.80	 15	C CONTROL C EDIFICACION DE BLANCA L.I	0.00

TC	1	MALPASO TC 6	DIST		6
SS			9.00		
CH	2	REFERENCIA 27			
TC					
TRAMO CRONOMETRADO - SPECIAL STAGE			PROM - AVERAGE		TIEMPO TIME
1	TEOTITLAN 1		8.25	41.30 KM/H	01:00
DISTANCIA - DISTANCE		DIRECCION		INFORMACION	
TOTAL	PARCIAL	<i>DIRECTION</i>		<i>INFORMATION</i>	
		<i>TO GO</i>			
12.60	3.60			A LA DERECHA POR PAVIMENTO LET CALVILLO EL CUERVERO	
		16			15.95
28.55	15.95			ENTROQUE TAPIAS VIEJAS RETOMAR LA LIBRETA DE RUTA REFERENCIA 27	
		17			0.00