

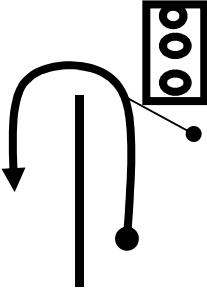
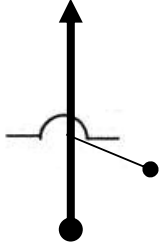
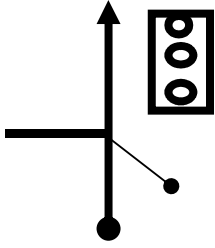
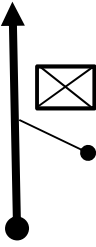

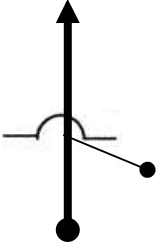
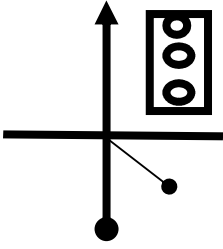
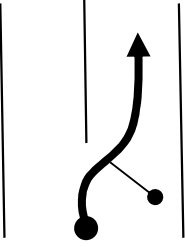

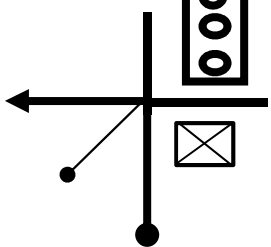


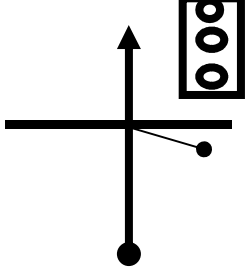


TC CH TC CH	0	SALIDA HOTEL JEROC'S	DISTANCIA	0
	1	TERRENATE	47.940 Km	
			PROMEDIO-AVERAGE	TIEMPO TIME 01:00
			47.9 Km/h	

DISTANCIA		DIRECCIÓN DIRECTION	TIERRA	INFORMACIÓN INFORMATION	DIST. REG.
TOTAL	PARCIAL				TO GO
0.000	0.000	 1		 SALIDA HOTEL JEROC'S SEGUIR POR CALLE PRINCIPAL	47.940
0.100	0.100	 2		SEMAFORO A LA IZQUIERDA VUELTA EN "U" A SANTA ANA CHIAUTEMPAN	47.840
0.300	0.200	 3			47.640
0.670	0.370	 4			47.270
1.020	0.350	 5		 PEMEX	46.920

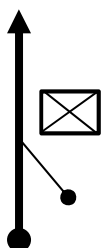

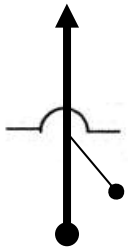
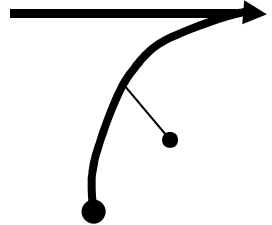
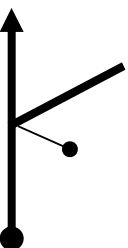

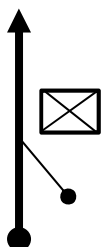

DISTANCIA A LA PRÓXIMA INSTRUCCIÓN 0.320

TC CH TC CH	0	SALIDA HOTEL JEROC'S	DISTANCIA	0
	1	TERRENATE	47.940 Km	
			PROMEDIO-AVERAGE	TIEMPO TIME 01:00
			47.9 Km/h	

DISTANCIA		DIRECCIÓN DIRECTION	TIERRA	INFORMACIÓN INFORMATION	DIST. REG. TO GO
TOTAL	PARCIAL				
1.340	0.320				46.600
		6			
1.840	0.500			SEMAFOROS X 2	46.100
		7			
2.550	0.710			POR LATERA 	45.390
		8			
2.770	0.220			  McDonald's	45.170
		9			
3.020	0.250				44.920
		10			

DISTANCIA A LA PRÓXIMA INSTRUCCIÓN	0.110
------------------------------------	-------

TC CH TC CH	0	SALIDA HOTEL JEROC'S	DISTANCIA	0
	1	TERRENATE	47.940 Km	
			PROMEDIO-AVERAGE	TIEMPO TIME 01:00
			47.9 Km/h	

DISTANCIA		DIRECCIÓN DIRECTION	TIERRA	INFORMACIÓN INFORMATION	DIST. REG. TO GO
TOTAL	PARCIAL				
3.130	0.110			 PEMEX	44.810
		11			
3.625	0.495			TOPES X 3	44.315
		12			
6.140	2.515				41.800
		13			
7.120	0.980				40.820
		14			
10.200	3.080			 PEMEX	37.740
		15			

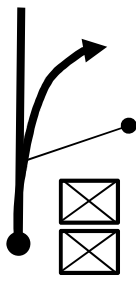

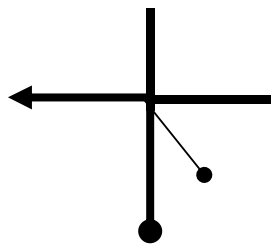

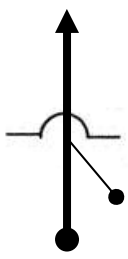
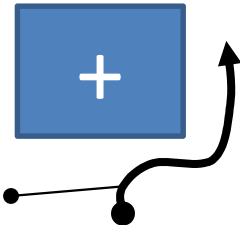
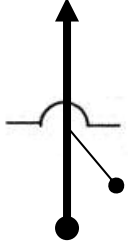
DISTANCIA A LA PRÓXIMA INSTRUCCIÓN 1.550

TC CH TC CH	0	SALIDA HOTEL JEROC'S	DISTANCIA	0
	1	TERRENATE	47.940 Km	
			PROMEDIO-AVERAGE	TIEMPO TIME 01:00
			47.9 Km/h	

DISTANCIA		DIRECCIÓN DIRECTION	TIERRA	INFORMACIÓN INFORMATION	DIST. REG. TO GO
TOTAL	PARCIAL				
11.750	1.550	 16			36.190
12.340	0.590	 17			35.600
12.780	0.440	 18			35.160
22.330	9.550	 19			25.610
22.680	0.350	 20			25.260

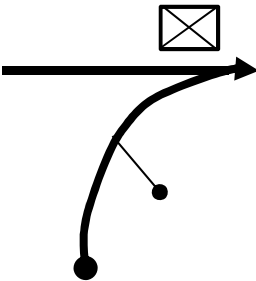

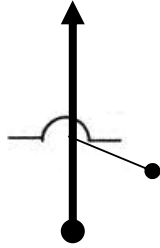
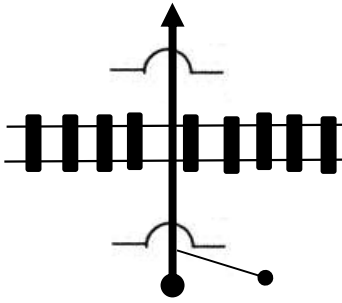
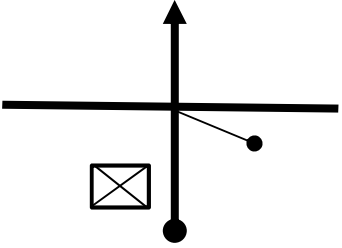

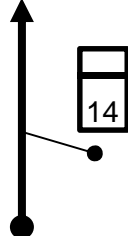
DISTANCIA A LA PRÓXIMA INSTRUCCIÓN	3.270
------------------------------------	-------

TC CH TC CH	0	SALIDA HOTEL JEROC'S	DISTANCIA	0
	1	TERRENATE	47.940 Km	
			PROMEDIO-AVERAGE	TIEMPO TIME 01:00
			47.9 Km/h	

DISTANCIA		DIRECCIÓN DIRECTION	TIERRA	INFORMACIÓN INFORMATION	DIST. REG. TO GO
TOTAL	PARCIAL				
25.950	3.270			<input checked="" type="checkbox"/> PEMEX <input checked="" type="checkbox"/> OXXO 	21.990
		21			
26.410	0.460				21.530
		22			
26.700	0.290			TOPES/ VIBRADORES X 8	21.240
		23			
28.090	1.390				19.850
		24			
28.130	0.040			TOPES X 12 SEGUIR DE FRENTE	19.810
		25			

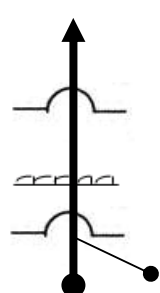
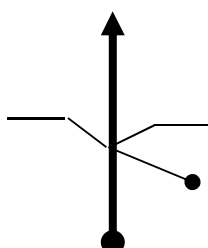
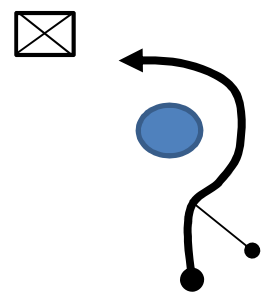

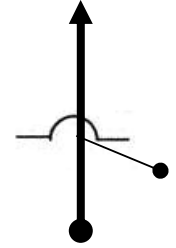
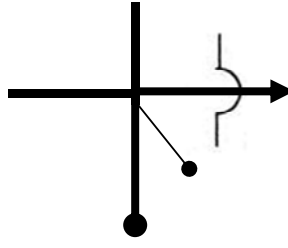

DISTANCIA A LA PRÓXIMA INSTRUCCIÓN	1.200
------------------------------------	-------

TC CH TC CH	0	SALIDA HOTEL JEROC'S	DISTANCIA	0
	1	TERRENATE	47.940 Km	
			PROMEDIO-AVERAGE	TIEMPO TIME 01:00
			47.9 Km/h	

DISTANCIA		DIRECCIÓN DIRECTION	TIERRA	INFORMACIÓN INFORMATION	DIST. REG. TO GO
TOTAL	PARCIAL				
29.330	1.200	 26		 "CASA CORTES"	18.610
30.030	0.700	 27		TOPES X 2	17.910
32.560	2.530	 28			15.380
33.300	0.740	 29		 PEMEX "ALTO" CRUZAR CON PRECAUCION	14.640
40.220	6.920	 30		MOJONERA KM 14	7.720

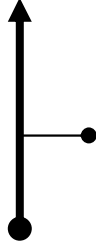

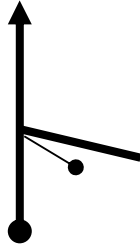

DISTANCIA A LA PRÓXIMA INSTRUCCIÓN 0.210

TC CH TC CH	0	SALIDA HOTEL JEROC'S	DISTANCIA	0
	1	TERRENATE	47.940 Km	
			PROMEDIO-AVERAGE	TIEMPO TIME 01:00
			47.9 Km/h	

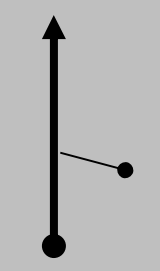

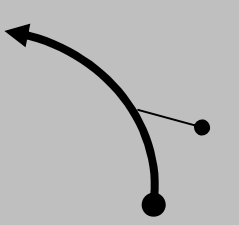
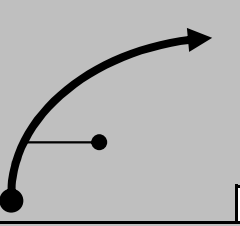
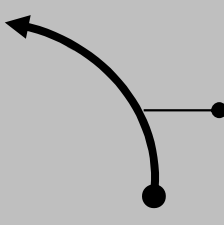
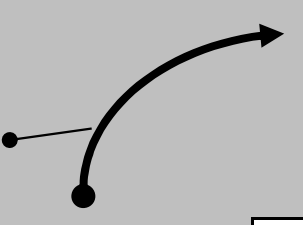
DISTANCIA		DIRECCIÓN DIRECTION	TIERRA	INFORMACIÓN INFORMATION	DIST. REG. TO GO
TOTAL	PARCIAL				
40.430	0.210	 31			7.510
41.140	0.710	 32			6.800
44.250	3.110	 33	 PEMEX		3.690
44.640	0.390	 34		TOPES X 2	3.300
45.060	0.420	 35			2.880

DISTANCIA A LA PRÓXIMA INSTRUCCIÓN	2.840
------------------------------------	-------

TC CH TC CH	0	SALIDA HOTEL JEROC'S	DISTANCIA	0
	1	TERRENATE	47.940 Km	
			PROMEDIO-AVERAGE	TIEMPO TIME 01:00
			47.9 Km/h	

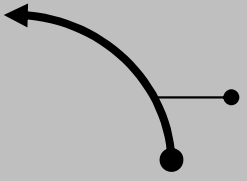
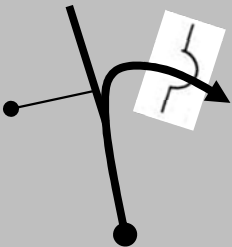

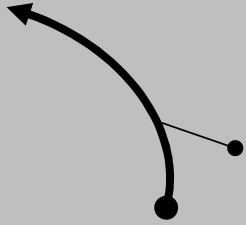
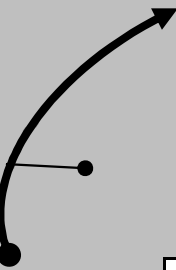
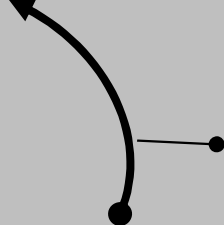
DISTANCIA		DIRECCIÓN DIRECTION	TIERRA	INFORMACIÓN INFORMATION	DIST. REG. TO GO
TOTAL	PARCIAL				
47.900	2.840	 36			0.040
47.940	0.040	 37		 FRENTE A CAMINO DE TIERRA	0.000

SS TC TC CH	1	TERRENATE	DISTANCIA	1
	2	EMILIANO ZAPATA	18.390 Km	
1	TERRENATE		14.700 Km	PROMEDIO-AVERAGE
MEJOR TIEMPO 0:08:18.00 JORGE CHAVEZ/ MITSUBISHI EVO IX EN 2014				TIEMPO TIME 00:18
				61 Km/h

DISTANCIA		DIRECCIÓN DIRECTION	TIERRA	INFORMACIÓN INFORMATION	DIST. REG. TO GO
TOTAL	PARCIAL				
0.000	0.000	 1 14.700			18.390
1.730	1.730	 2 12.970		!!	16.660
2.230	0.500	 3 12.470		!!	16.160
4.340	2.110	 4 10.360		!!!	14.050
4.700	0.360	 5 10.000		!!!	13.690

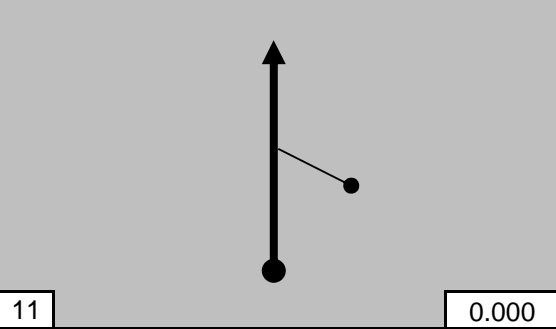

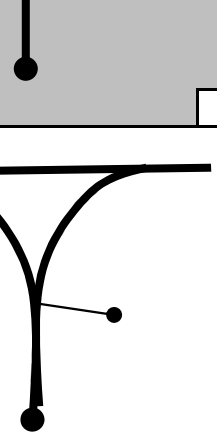






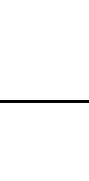
DISTANCIA A LA PRÓXIMA INSTRUCCIÓN	1.830
------------------------------------	-------

SS TC TC CH	1	TERRENATE	DISTANCIA	1
	2	EMILIANO ZAPATA	18.390 Km	
1	TERRENATE		14.700 Km	PROMEDIO-AVERAGE
MEJOR TIEMPO 0:08:18.00 JORGE CHAVEZ/ MITSUBISHI EVO IX EN 2014				TIEMPO TIME 00:18
				61 Km/h

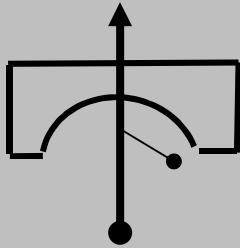

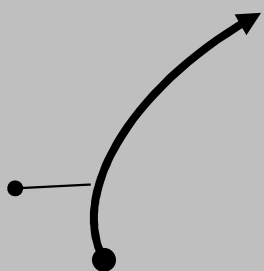
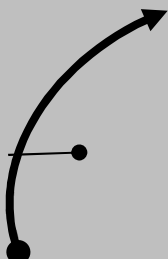
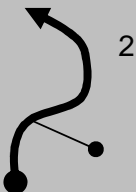
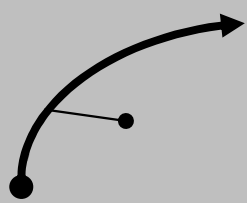
DISTANCIA		DIRECCIÓN DIRECTION	TIERRA	INFORMACIÓN INFORMATION	DIST. REG. TO GO
TOTAL	PARCIAL				
6.530	1.830	 6 8.170		!!!	11.860
8.230	1.700	 7 6.470			10.160
10.820	2.590	 8 3.880		!!	7.570
12.220	1.400	 9 2.480		!!	6.170
13.260	1.040	 10 1.440		!!	5.130

DISTANCIA A LA PRÓXIMA INSTRUCCIÓN 1.440

SS TC TC CH	1	TERRENATE	DISTANCIA	1
	2	EMILIANO ZAPATA	18.390 Km	
1	TERRENATE		14.700 Km	PROMEDIO-AVERAGE
MEJOR TIEMPO 0:08:18.00 JORGE CHAVEZ/ MITSUBISHI EVO IX EN 2014				TIEMPO TIME 00:18
61 Km/h				

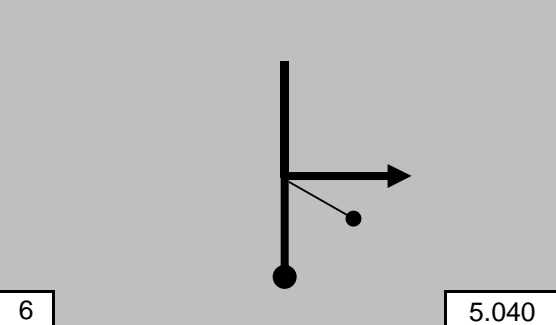

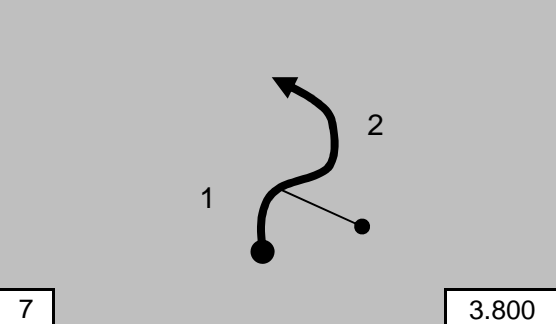
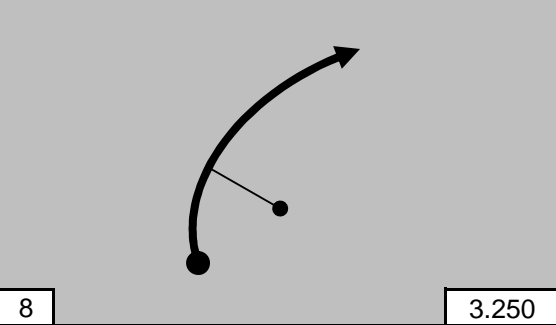
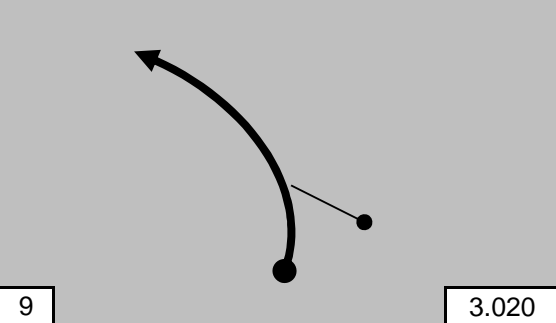
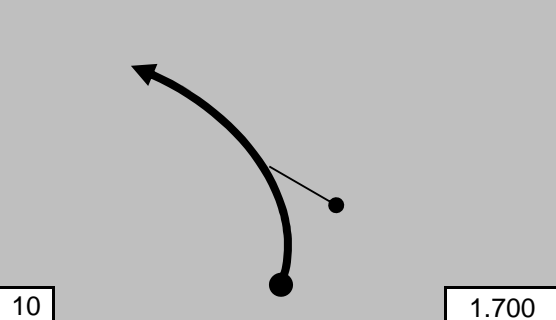
DISTANCIA		DIRECCIÓN DIRECTION	TIERRA	INFORMACIÓN INFORMATION	DIST. REG. TO GO
TOTAL	PARCIAL				
14.700	1.440	 11 0.000			3.690
14.960	0.260	 12		 EN ENTRONQUE	3.430
14.960	0.000	 13		TOPES X 13 SEGUIR POR CARRETERA PRINCIPAL	3.430
18.360	3.400	 14		  CASA	0.030
18.390	0.030	 15		 EN ARCO "EMILIANO ZAPATA"	0.000

SS TC TC CH	2	EMILIANO ZAPATA	DISTANCIA	2
	3	DIAZ ORDAZ	14.180 Km	
2	ZAPATA	13.400 Km	PROMEDIO-AVERAGE	TIEMPO TIME 01:40
MEJOR TIEMPO 0:06:46.00 MARIO FERNANDEZ/ SUBARU IMPREZA STI EN 2014			64.0 Km/h	

DISTANCIA		DIRECCIÓN DIRECTION	TIERRA	INFORMACIÓN INFORMATION	DIST. REG. TO GO
TOTAL	PARCIAL				
0.000	0.000			 ARCO "EMILIANO ZAPATA"	14.180
		1 13.400			
1.910	1.910			!!	12.270
		2 11.490			
2.420	0.510			!! LARGA	11.760
		3 10.980			
4.310	1.890			1 !! 2 !!! LARGA	9.870
		4 9.090			
5.630	1.320			!!	8.550
		5 7.770			


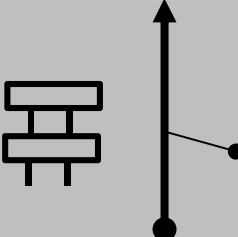

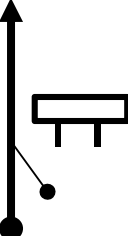

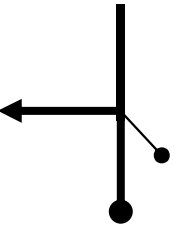
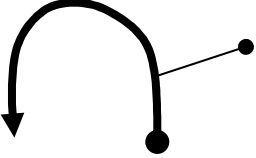
DISTANCIA A LA PRÓXIMA INSTRUCCIÓN	2.730
------------------------------------	-------

SS TC TC CH	2	EMILIANO ZAPATA	DISTANCIA	2
	3	DIAZ ORDAZ	14.180 Km	
2	ZAPATA	13.400 Km	PROMEDIO-AVERAGE	TIEMPO TIME 01:40
MEJOR TIEMPO 0:06:46.00 MARIO FERNANDEZ/ SUBARU IMPREZA STI EN 2014			64.0 Km/h	

DISTANCIA		DIRECCIÓN DIRECTION	TIERRA	INFORMACIÓN INFORMATION	DIST. REG. TO GO
TOTAL	PARCIAL				
8.360	2.730				5.820
9.600	1.240			1 !! 2 !	4.580
10.150	0.550			!! DOBLE	4.030
10.380	0.230			! LARGA	3.800
11.700	1.320			! LARGA	2.480

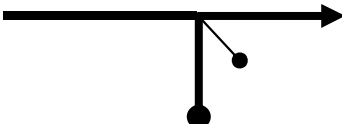
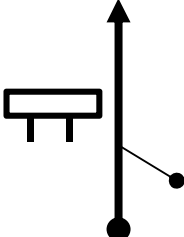

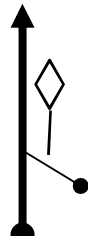

DISTANCIA A LA PRÓXIMA INSTRUCCIÓN	1.090
------------------------------------	-------

SS TC CH	2	EMILIANO ZAPATA	DISTANCIA	2
	3	DIAZ ORDAZ	14.180 Km	
2	ZAPATA	13.400 Km	PROMEDIO-AVERAGE	TIEMPO TIME 01:40
MEJOR TIEMPO 0:06:46.00 MARIO FERNANDEZ/ SUBARU IMPREZA STI EN 2014			64.0 Km/h	

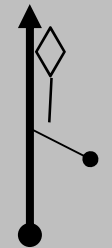

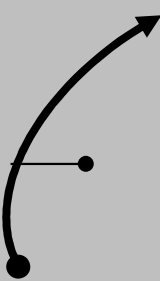

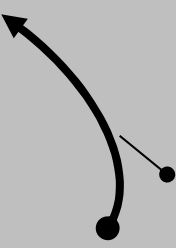
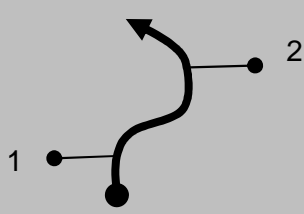
DISTANCIA		DIRECCIÓN DIRECTION	TIERRA	INFORMACIÓN INFORMATION	DIST. REG. TO GO
TOTAL	PARCIAL				
12.790	1.090	 11 0.610		! LARGA	1.390
13.400	0.610	 12 0.000		 FRENTE A LETRERO INVERTIDO	0.780
13.680	0.280	 13		 LETRERO "DIAZ ORDAZ"	0.500
13.750	0.070	 14		SEGUIR INSTRUCCIONES DE OFICIALES PAC	0.430
13.900	0.150	 15		VUELTA EN "U" ESTACIONARSE DE LADO DERECHO	0.280

DISTANCIA A LA PRÓXIMA INSTRUCCIÓN	0.150
------------------------------------	-------

SS TC TC CH	2	EMILIANO ZAPATA	DISTANCIA	2
	3	DIAZ ORDAZ	14.180 Km	
2	ZAPATA		13.400 Km	PROMEDIO-AVERAGE
MEJOR TIEMPO 0:06:46.00 MARIO FERNANDEZ/ SUBARU IMPREZA STI EN 2014				TIEMPO TIME 01:40
				64.0 Km/h

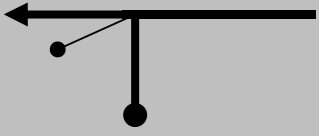
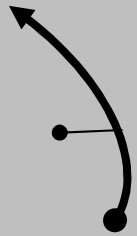
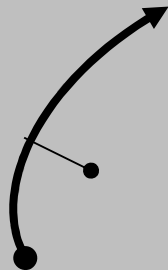
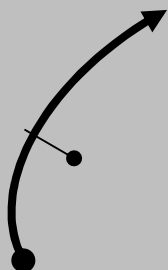
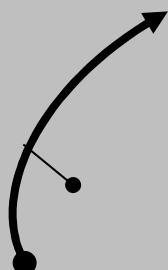
DISTANCIA		DIRECCIÓN DIRECTION	TIERRA	INFORMACIÓN INFORMATION	DIST. REG. TO GO
TOTAL	PARCIAL				
14.050	0.150	 16			0.130
14.150	0.100	 17		 LETRERO INVERTIDO "DIAZ ORDAZ"	0.030
14.180	0.030	 18		 LETRERO DE CURVA	0.000

SS TC TC CH	3	DIAZ ORDAZ	DISTANCIA	3
	4	EMILIANO ZAPATA	17.200 Km	
3	DIAZ ORDAZ		13.400 Km	PROMEDIO-AVERAGE
MEJOR TIEMPO 0:06:53.70 EMILIO VELAZQUEZ/ STUDEBAKER CHAMPION EN 2013				TIEMPO TIME 00:17
				60.7 Km/h

DISTANCIA		DIRECCIÓN DIRECTION	TIERRA	INFORMACIÓN INFORMATION	DIST. REG. TO GO
TOTAL	PARCIAL				
0.000	0.000			 LETRERO DE CURVA	17.200
0.300	0.300			!	16.900
3.000	2.700			LOMO, !	14.200
3.390	0.390			!!	13.810
3.860	0.470			1 !! 2 !	13.340

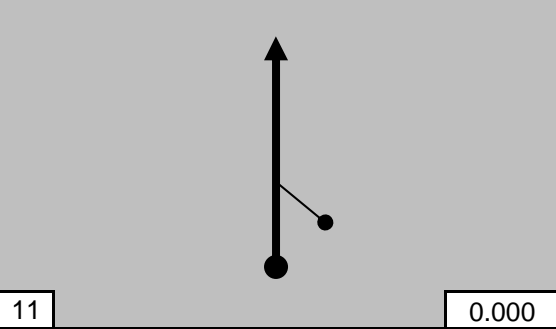

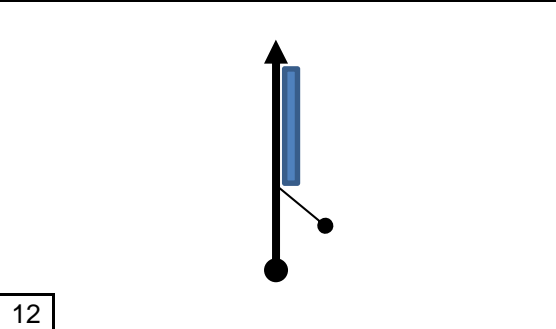

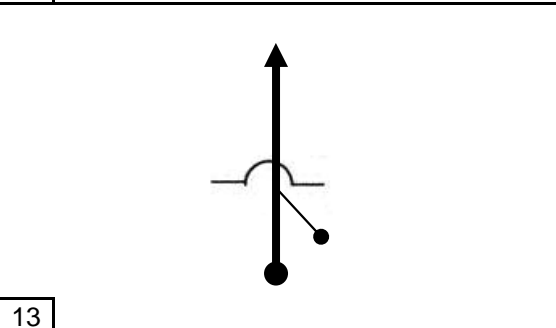
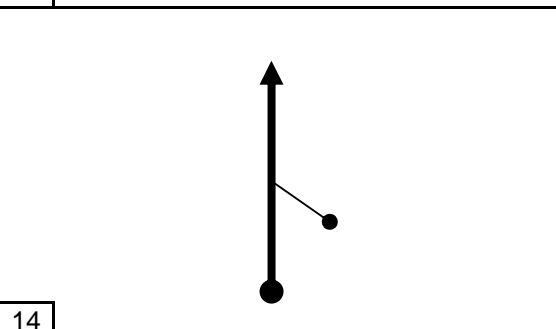

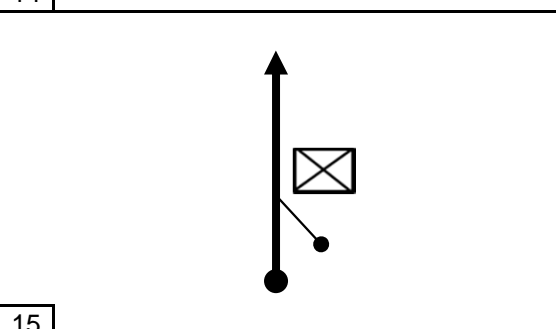


DISTANCIA A LA PRÓXIMA INSTRUCCIÓN 1.440

SS TC TC CH	3	DIAZ ORDAZ	DISTANCIA	3
	4	EMILIANO ZAPATA	17.200 Km	
3	DIAZ ORDAZ		13.400 Km	PROMEDIO-AVERAGE
MEJOR TIEMPO 0:06:53.70 EMILIO VELAZQUEZ/ STUDEBAKER CHAMPION EN 2013				TIEMPO TIME 00:17
				60.7 Km/h

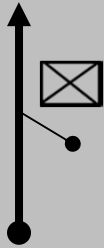


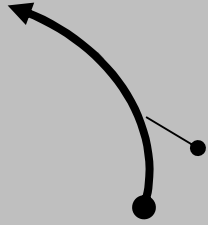
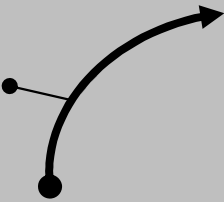
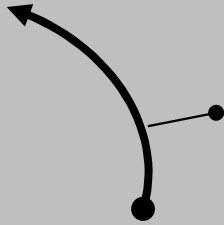
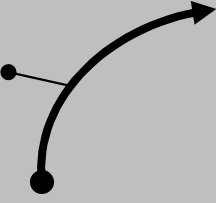
DISTANCIA		DIRECCIÓN DIRECTION	TIERRA	INFORMACIÓN INFORMATION	DIST. REG. TO GO
TOTAL	PARCIAL				
5.300	1.440			ENTRONQUE !!!	11.900
		6 8.100			
7.920	2.620			!!	9.280
		7 5.480			
9.100	1.180			!! LARGA	8.100
		8 4.300			
10.930	1.830			!!	6.270
		9 2.470			
11.410	0.480			!!	5.790
		10 1.990			

DISTANCIA A LA PRÓXIMA INSTRUCCIÓN 1.990

SS TC TC CH	3	DIAZ ORDAZ	DISTANCIA	3
	4	EMILIANO ZAPATA	17.200 Km	
3	DIAZ ORDAZ		13.400 Km	PROMEDIO-AVERAGE
MEJOR TIEMPO 0:06:53.70 EMILIO VELAZQUEZ/ STUDEBAKER CHAMPION EN 2013				TIEMPO TIME 00:17
				60.7 Km/h

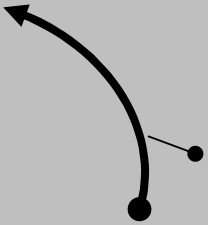
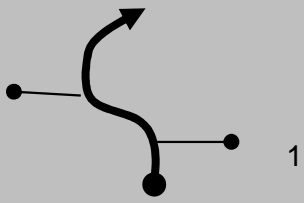
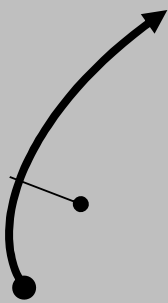
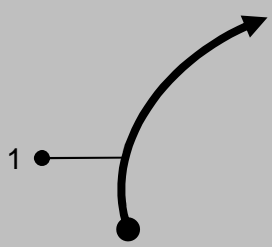
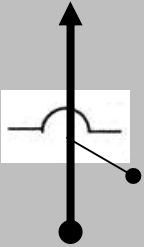
DISTANCIA		DIRECCIÓN DIRECTION	TIERRA	INFORMACIÓN INFORMATION	DIST. REG. TO GO
TOTAL	PARCIAL				
13.400	1.990				3.800
13.670	0.270			 INICIA BANQUETA	3.530
14.050	0.380			TOPES X 13 SEGUIR POR CARRETERA PRINCIPAL	3.150
17.170	3.120				0.030
17.200	0.030			  CASA	0.000

SS TC TC CH	4	EMILIANO ZAPATA	DISTANCIA	4
	4A	SERVICIO	18.750 Km	
4	VILLAREAL	14.950 Km	PROMEDIO-AVERAGE	TIEMPO TIME 00:22
MEJOR TIEMPO 0:08:33.00 EMILIO VELAZQUEZ/ STUDEBAKER CHAMPION EN 2013			51 Km/h	

DISTANCIA		DIRECCIÓN DIRECTION	TIERRA	INFORMACIÓN INFORMATION	DIST. REG. TO GO
TOTAL	PARCIAL				
0.000	0.000			  CASA	18.750
1.100	1.100			!	17.650
1.510	0.410			!!	17.240
1.780	0.270			!!	16.970
2.160	0.380			!!	16.590

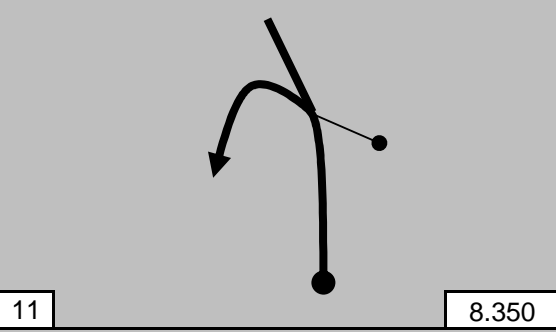
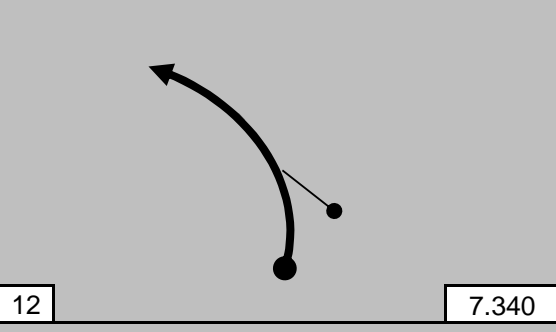
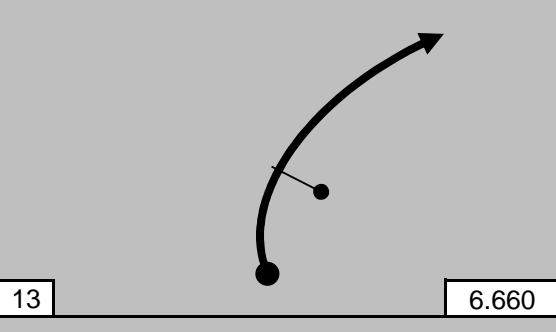
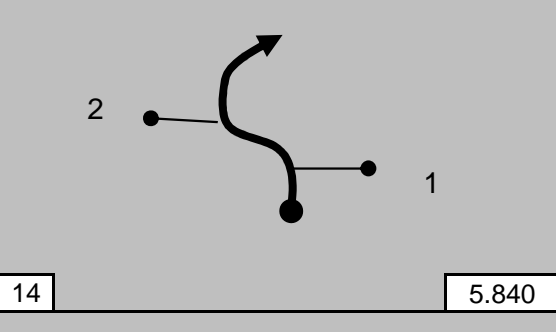
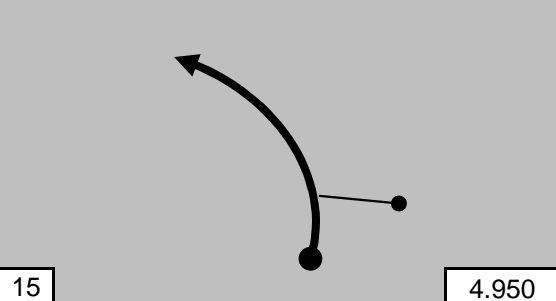
DISTANCIA A LA PRÓXIMA INSTRUCCIÓN 0.390

SS TC TC CH	4	EMILIANO ZAPATA	DISTANCIA	4
	4A	SERVICIO	18.750 Km	
4	VILLAREAL	14.950 Km	PROMEDIO-AVERAGE	TIEMPO TIME 00:22
MEJOR TIEMPO 0:08:33.00 EMILIO VELAZQUEZ/ STUDEBAKER CHAMPION EN 2013			51 Km/h	

DISTANCIA		DIRECCIÓN DIRECTION	TIERRA	INFORMACIÓN INFORMATION	DIST. REG. TO GO
TOTAL	PARCIAL				
2.550	0.390	 6 12.400		!!	16.200
3.860	1.310	 7 11.090		1 !! 2 !!	14.890
4.020	0.160	 8 10.930		!!	14.730
5.550	1.530	 9 9.400		!!	13.200
6.530	0.980	 10 8.420			12.220

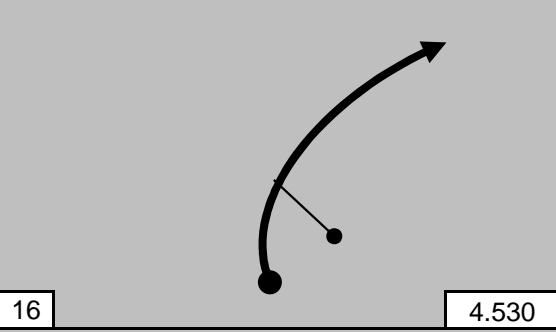
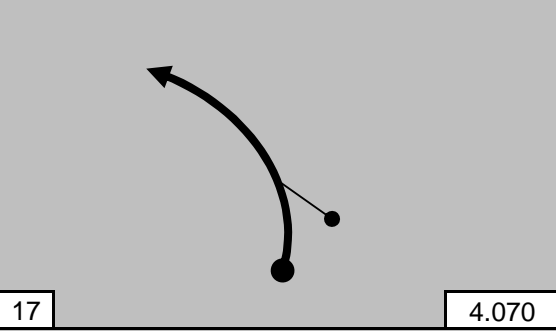
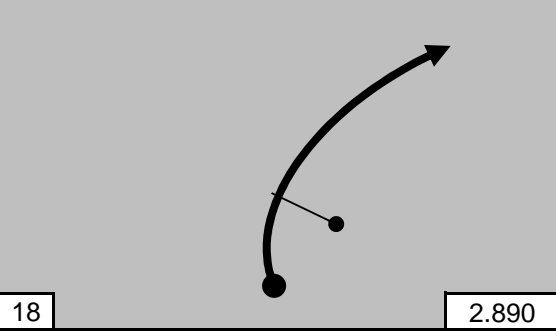
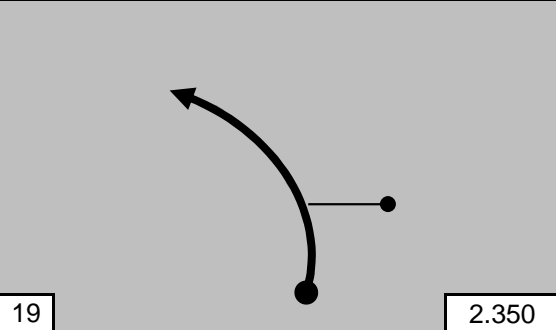
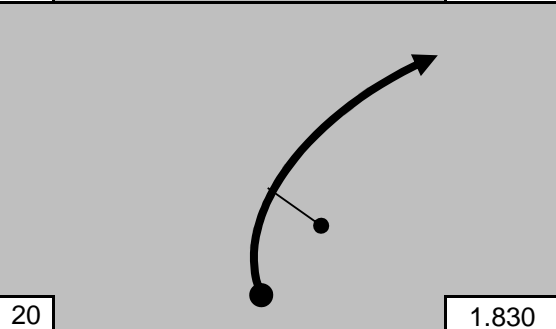
DISTANCIA A LA PRÓXIMA INSTRUCCIÓN	0.070
------------------------------------	-------

SS TC TC CH	4	EMILIANO ZAPATA	DISTANCIA	4
	4A	SERVICIO	18.750 Km	
4	VILLAREAL		14.950 Km	TIEMPO TIME 00:22
MEJOR TIEMPO 0:08:33.00 EMILIO VELAZQUEZ/ STUDEBAKER CHAMPION EN 2013			PROMEDIO-AVERAGE 51 Km/h	

DISTANCIA		DIRECCIÓN DIRECTION	TIERRA	INFORMACIÓN INFORMATION	DIST. REG. TO GO
TOTAL	PARCIAL				
6.600	0.070			ENTRONQUE !!!	12.150
7.610	1.010			! LARGA	11.140
8.290	0.680			!!	10.460
9.110	0.820			1 2 !	9.640
10.000	0.890			!!	8.750

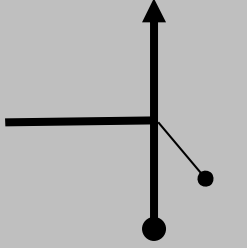




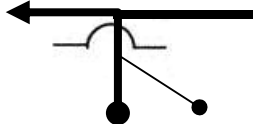
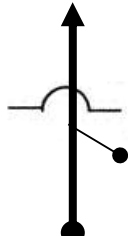
DISTANCIA A LA PRÓXIMA INSTRUCCIÓN 0.420

SS TC TC CH	4	EMILIANO ZAPATA	DISTANCIA	4
	4A	SERVICIO	18.750 Km	
4	VILLAREAL	14.950 Km	PROMEDIO-AVERAGE	TIEMPO TIME 00:22
MEJOR TIEMPO 0:08:33.00 EMILIO VELAZQUEZ/ STUDEBAKER CHAMPION EN 2013			51 Km/h	

DISTANCIA		DIRECCIÓN DIRECTION	TIERRA	INFORMACIÓN INFORMATION	DIST. REG. TO GO
TOTAL	PARCIAL				
10.420	0.420			!!	8.330
10.880	0.460			!!	7.870
12.060	1.180			!!	6.690
12.600	0.540			!!	6.150
13.120	0.520			!!	5.630

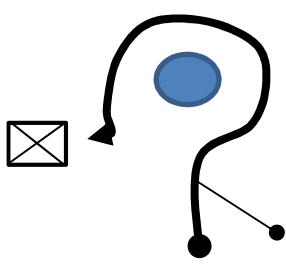

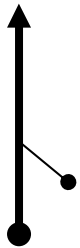

DISTANCIA A LA PRÓXIMA INSTRUCCIÓN	1.830
------------------------------------	-------

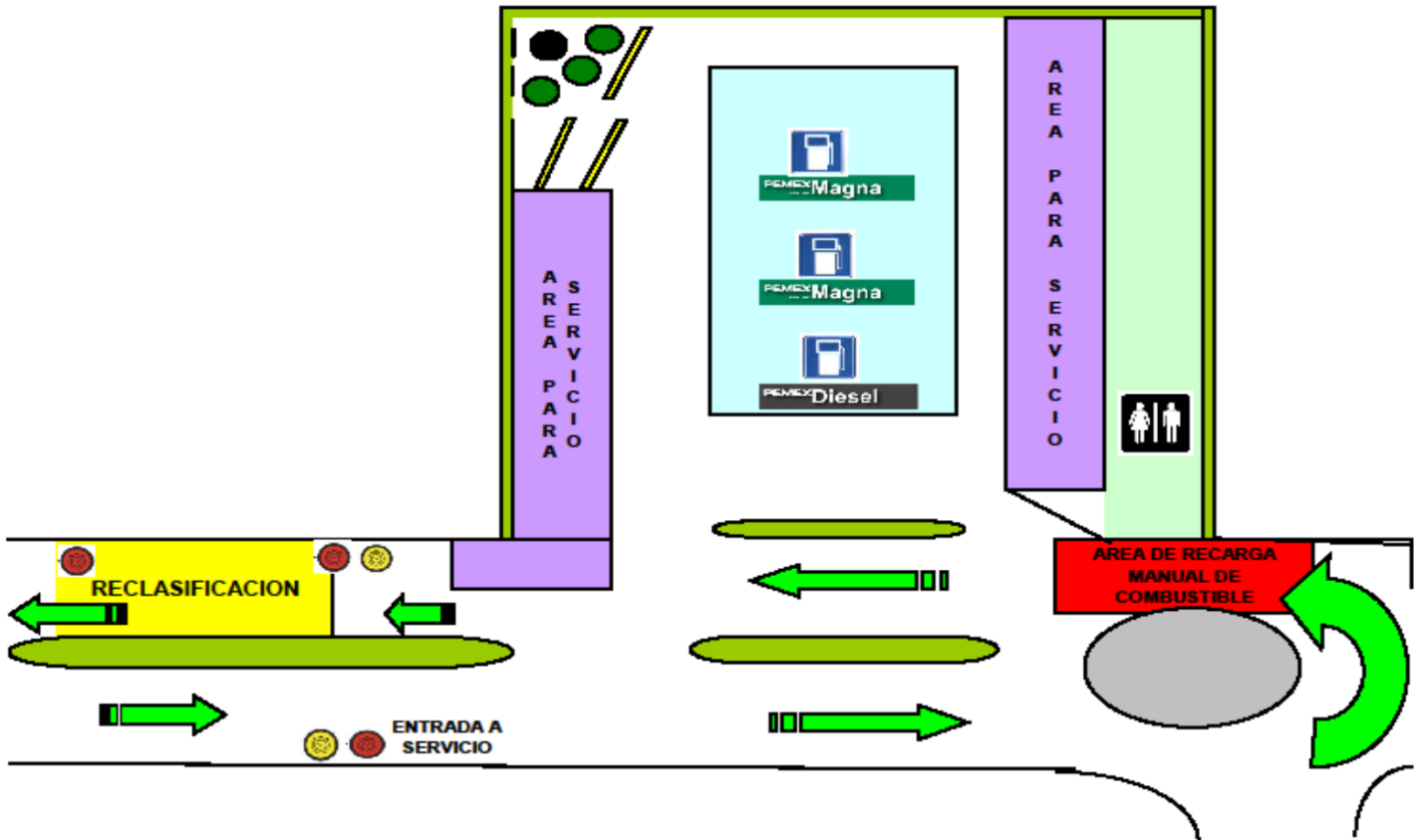
SS TC CH	4	EMILIANO ZAPATA	DISTANCIA	4
	4A	SERVICIO	18.750 Km	
4	VILLAREAL	14.950 Km	PROMEDIO-AVERAGE	TIEMPO TIME 00:22
MEJOR TIEMPO 0:08:33.00 EMILIO VELAZQUEZ/ STUDEBAKER CHAMPION EN 2013			51 Km/h	

DISTANCIA		DIRECCIÓN DIRECTION	TIERRA	INFORMACIÓN INFORMATION	DIST. REG. TO GO
TOTAL	PARCIAL				
14.950	1.830			 FRENTE A CAMINO DE TIERRA	3.800
		21 0.000			
15.320	0.370				3.430
		22			
15.880	0.560				2.870
		23			
17.940	2.060				0.810
		24			
18.160	0.220			TOPES X 2	0.590
		25			

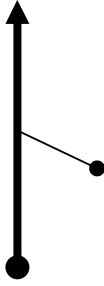

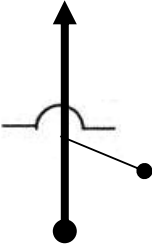
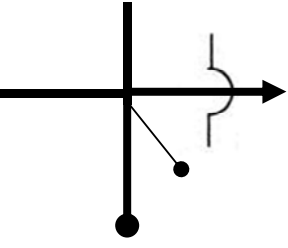

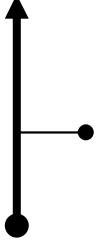

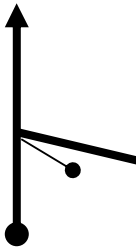

DISTANCIA A LA PRÓXIMA INSTRUCCIÓN 0.540

SS TC TC CH	4	EMILIANO ZAPATA	DISTANCIA	4
	4A	SERVICIO	18.750 Km	
4	VILLAREAL	14.950 Km	PROMEDIO-AVERAGE	TIEMPO TIME 00:22
MEJOR TIEMPO 0:08:33.00 EMILIO VELAZQUEZ/ STUDEBAKER CHAMPION EN 2013			51 Km/h	

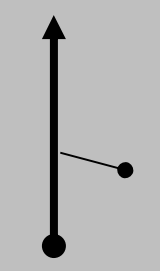

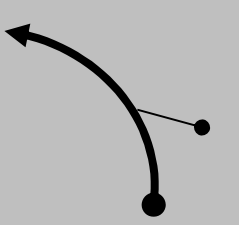
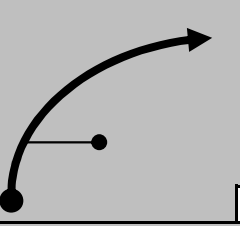
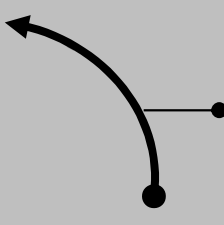
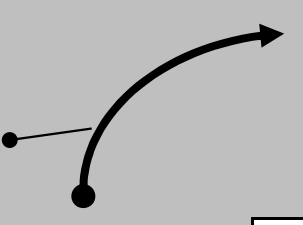
DISTANCIA		DIRECCIÓN DIRECTION	TIERRA	INFORMACIÓN INFORMATION	DIST. REG. TO GO
TOTAL	PARCIAL				
18.700	0.540	 26		 PEMEX	0.050
18.750	0.050	 27		 ENTRADA A SERVICIO	0.000



TC CH TC CH	4C	SALIDA DE RECLASIFICACION	DISTANCIA	4C
	5	TERRENATE	3.810 Km	
			PROMEDIO-AVERAGE	TIEMPO TIME 00:04
			57.5 Km/h	

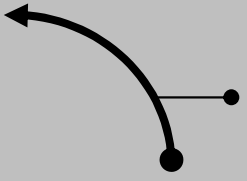
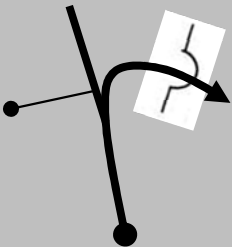

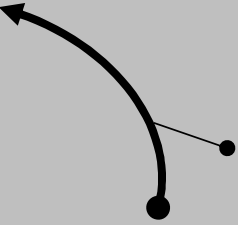
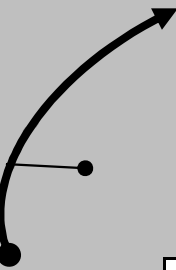
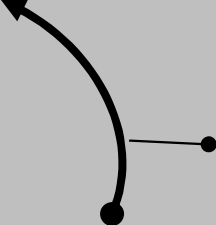
DISTANCIA		DIRECCIÓN DIRECTION	TIERRA	INFORMACIÓN INFORMATION	DIST. REG. TO GO
TOTAL	PARCIAL				
0.000	0.000	 1		 SALIDA DE RECLASIFICACION	3.810
0.310	0.310	 2		TOPES X 2	3.500
0.730	0.420	 3			3.080
3.770	3.040	 4			0.040
3.810	0.040	 5		 FRENTE A CAMINO DE TIERRA	0.000

SS TC TC CH	5	TERRENATE	DISTANCIA	5
	6	EMILIANO ZAPATA	18.390 Km	
5	TERRENATE		14.700 Km	PROMEDIO-AVERAGE
MEJOR TIEMPO 0:08:18.00 JORGE CHAVEZ/ MITSUBISHI EVO IX EN 2014				TIEMPO TIME 00:18
				61 Km/h

DISTANCIA		DIRECCIÓN DIRECTION	TIERRA	INFORMACIÓN INFORMATION	DIST. REG. TO GO
TOTAL	PARCIAL				
0.000	0.000	 1 14.700			18.390
1.730	1.730	 2 12.970		!!	16.660
2.230	0.500	 3 12.470		!!	16.160
4.340	2.110	 4 10.360		!!!	14.050
4.700	0.360	 5 10.000		!!!	13.690

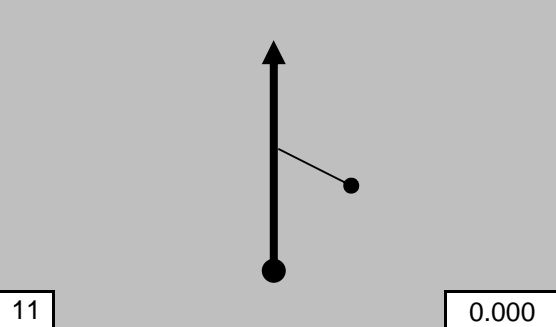

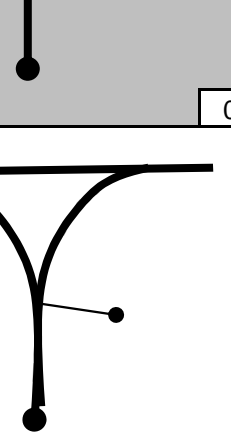







DISTANCIA A LA PRÓXIMA INSTRUCCIÓN	1.830
------------------------------------	-------

SS TC TC CH	5	TERRENATE	DISTANCIA	5
	6	EMILIANO ZAPATA	18.390 Km	
5	TERRENATE	14.700 Km	PROMEDIO-AVERAGE	TIEMPO TIME 00:18
MEJOR TIEMPO 0:08:18.00 JORGE CHAVEZ/ MITSUBISHI EVO IX EN 2014			61 Km/h	

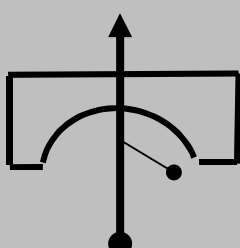

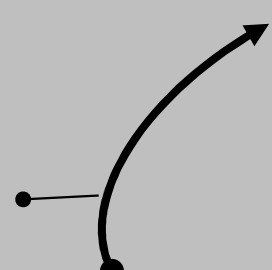
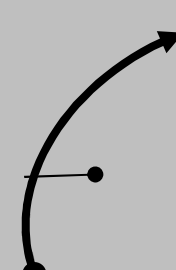
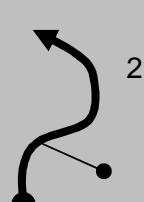
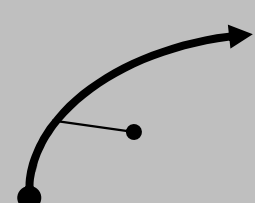
DISTANCIA		DIRECCIÓN DIRECTION	TIERRA	INFORMACIÓN INFORMATION	DIST. REG. TO GO
TOTAL	PARCIAL				
6.530	1.830	 6 8.170		!!!	11.860
8.230	1.700	 7 6.470			10.160
10.820	2.590	 8 3.880		!!	7.570
12.220	1.400	 9 2.480		!!	6.170
13.260	1.040	 10 1.440		!!	5.130

DISTANCIA A LA PRÓXIMA INSTRUCCIÓN	1.440
------------------------------------	-------

SS TC TC CH	5	TERRENATE	DISTANCIA	5
	6	EMILIANO ZAPATA	18.390 Km	
5	TERRENATE		14.700 Km	PROMEDIO-AVERAGE
MEJOR TIEMPO 0:08:18.00 JORGE CHAVEZ/ MITSUBISHI EVO IX EN 2014				61 Km/h
				TIEMPO TIME 00:18

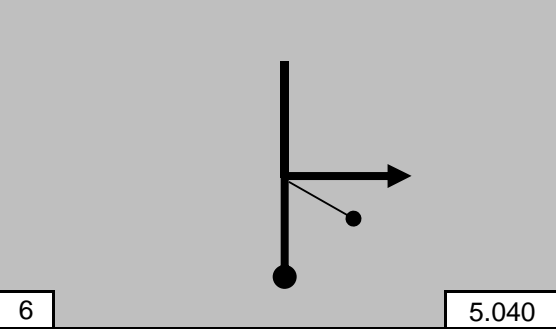

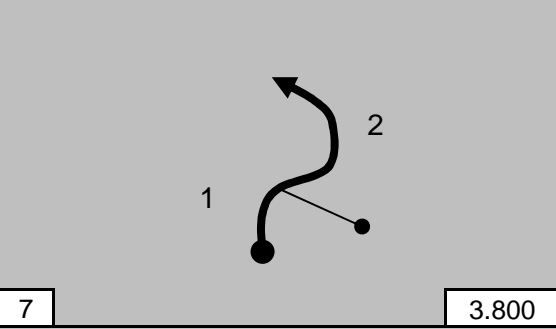
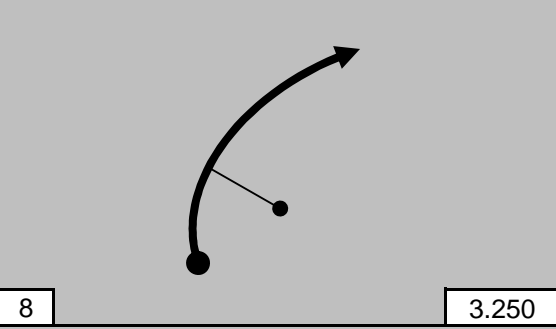
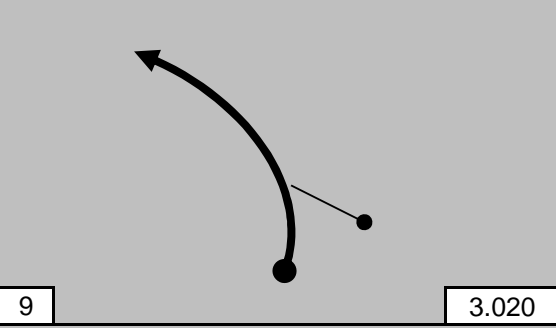
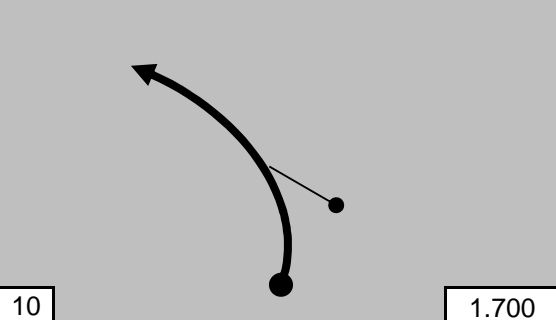
DISTANCIA		DIRECCIÓN DIRECTION	TIERRA	INFORMACIÓN INFORMATION	DIST. REG. TO GO
TOTAL	PARCIAL				
14.700	1.440	 11 0.000			3.690
14.960	0.260	 12		 EN ENTRONQUE	3.430
14.960	0.000	 13		TOPES X 13 SEGUIR POR CARRETERA PRINCIPAL	3.430
18.360	3.400	 14		  CASA	0.030
18.390	0.030	 15		 EN ARCO "EMILIANO ZAPATA"	0.000

SS TC TC CH	6	EMILIANO ZAPATA	DISTANCIA	6
	7	DIAZ ORDAZ	14.180 Km	
6	ZAPATA	13.400 Km	PROMEDIO-AVERAGE	TIEMPO TIME 01:40
MEJOR TIEMPO 0:06:46.00 MARIO FERNANDEZ/ SUBARU IMPREZA STI EN 2014			64.0 Km/h	

DISTANCIA		DIRECCIÓN DIRECTION	TIERRA	INFORMACIÓN INFORMATION	DIST. REG. TO GO
TOTAL	PARCIAL				
0.000	0.000			 ARCO "EMILIANO ZAPATA"	14.180
		1 13.400			
1.910	1.910			!!	12.270
		2 11.490			
2.420	0.510			!! LARGA	11.760
		3 10.980			
4.310	1.890			1 !! 2 !!! LARGA	9.870
		4 9.090			
5.630	1.320			!!	8.550
		5 7.770			

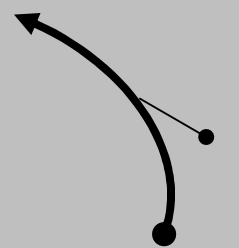
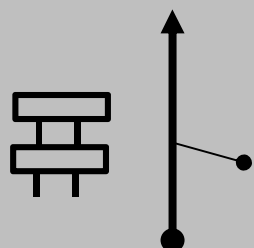

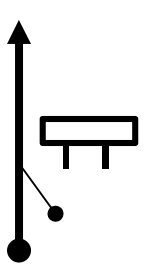

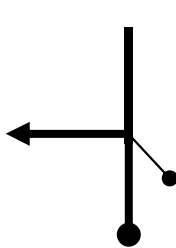
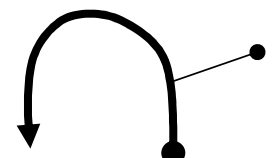
DISTANCIA A LA PRÓXIMA INSTRUCCIÓN 2.730

SS TC TC CH	6	EMILIANO ZAPATA	DISTANCIA	6
	7	DIAZ ORDAZ	14.180 Km	
6	ZAPATA	13.400 Km	PROMEDIO-AVERAGE	TIEMPO TIME 01:40
MEJOR TIEMPO 0:06:46.00 MARIO FERNANDEZ/ SUBARU IMPREZA STI EN 2014			64.0 Km/h	

DISTANCIA		DIRECCIÓN DIRECTION	TIERRA	INFORMACIÓN INFORMATION	DIST. REG. TO GO
TOTAL	PARCIAL				
8.360	2.730				5.820
9.600	1.240			1 !! 2 !	4.580
10.150	0.550			!! DOBLE	4.030
10.380	0.230			! LARGA	3.800
11.700	1.320			! LARGA	2.480

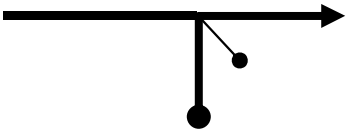
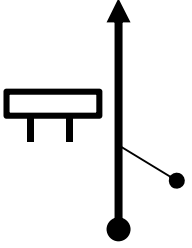

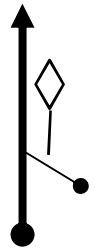

DISTANCIA A LA PRÓXIMA INSTRUCCIÓN	1.090
------------------------------------	-------

SS TC TC CH	6	EMILIANO ZAPATA	DISTANCIA	6
	7	DIAZ ORDAZ	14.180 Km	
6	ZAPATA	13.400 Km	PROMEDIO-AVERAGE	TIEMPO TIME 01:40
MEJOR TIEMPO 0:06:46.00 MARIO FERNANDEZ/ SUBARU IMPREZA STI EN 2014			64.0 Km/h	

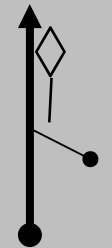

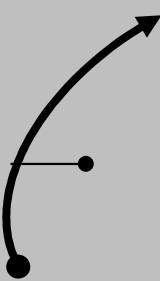

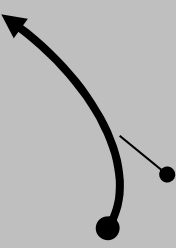
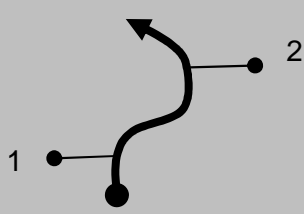
DISTANCIA		DIRECCIÓN DIRECTION	TIERRA	INFORMACIÓN INFORMATION	DIST. REG. TO GO
TOTAL	PARCIAL				
12.790	1.090	 11 0.610		! LARGA	1.390
13.400	0.610	 12 0.000		 FRENTE A LETRERO INVERTIDO	0.780
13.680	0.280	 13		 LETRERO "DIAZ ORDAZ"	0.500
13.750	0.070	 14		SEGUIR INSTRUCCIONES DE OFICIALES PAC	0.430
13.900	0.150	 15		VUELTA EN "U" ESTACIONARSE DE LADO DERECHO	0.280

DISTANCIA A LA PRÓXIMA INSTRUCCIÓN	0.150
------------------------------------	-------

SS TC TC CH	6	EMILIANO ZAPATA	DISTANCIA	6
	7	DIAZ ORDAZ	14.180 Km	
6	ZAPATA	13.400 Km	PROMEDIO-AVERAGE	TIEMPO TIME 01:40
MEJOR TIEMPO 0:06:46.00 MARIO FERNANDEZ/ SUBARU IMPREZA STI EN 2014			64.0 Km/h	

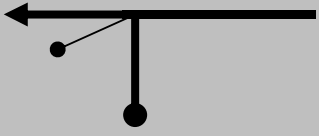

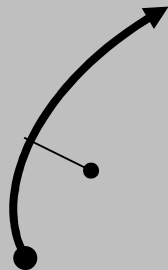
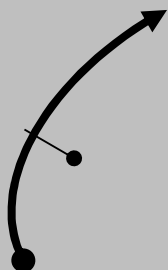
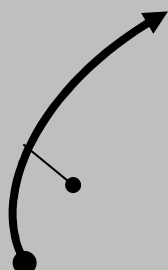
DISTANCIA		DIRECCIÓN DIRECTION	TIERRA	INFORMACIÓN INFORMATION	DIST. REG. TO GO
TOTAL	PARCIAL				
14.050	0.150	 16			0.130
14.150	0.100	 17		 LETRERO INVERTIDO "DIAZ ORDAZ"	0.030
14.180	0.030	 18		 LETRERO DE CURVA	0.000

SS TC TC CH	7	DIAZ ORDAZ	DISTANCIA	7
	8	EMILIANO ZAPATA	17.200 Km	
7	DIAZ ORDAZ		13.400 Km	PROMEDIO-AVERAGE
MEJOR TIEMPO 0:06:53.70 EMILIO VELAZQUEZ/ STUDEBAKER CHAMPION EN 2013				TIEMPO TIME 00:17
				60.7 Km/h

DISTANCIA		DIRECCIÓN DIRECTION	TIERRA	INFORMACIÓN INFORMATION	DIST. REG. TO GO
TOTAL	PARCIAL				
0.000	0.000			 LETRERO DE CURVA	17.200
0.300	0.300			!	16.900
3.000	2.700			LOMO, !	14.200
3.390	0.390			!!	13.810
3.860	0.470			1 !! 2 !	13.340

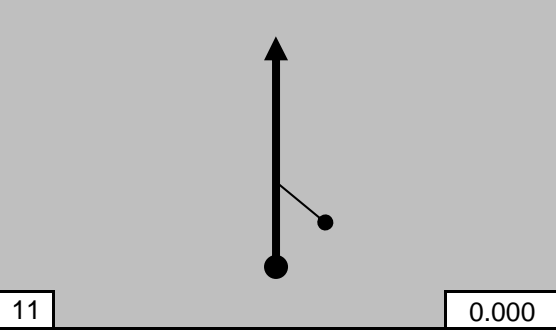

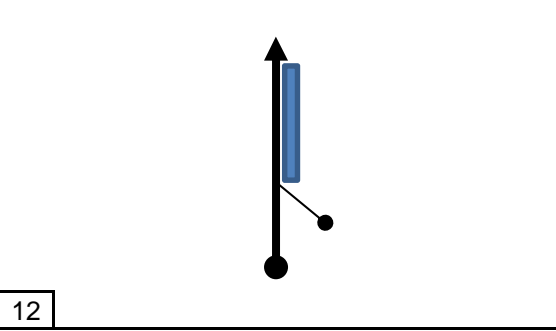

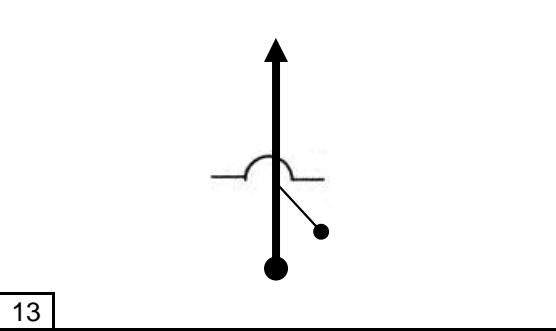
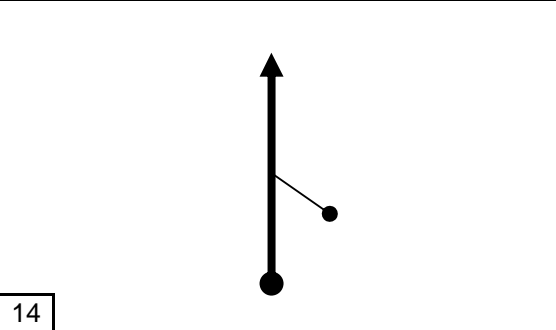
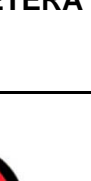
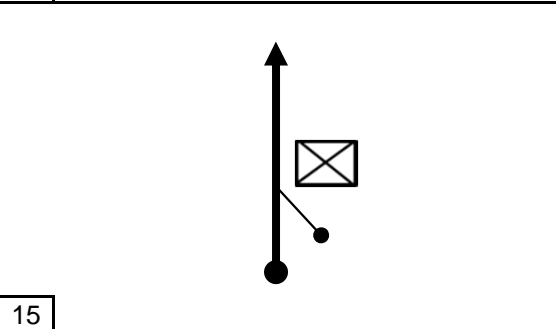


DISTANCIA A LA PRÓXIMA INSTRUCCIÓN	1.440
------------------------------------	-------

SS TC TC CH	7	DIAZ ORDAZ	DISTANCIA	7
	8	EMILIANO ZAPATA	17.200 Km	
7	DIAZ ORDAZ		13.400 Km	PROMEDIO-AVERAGE
MEJOR TIEMPO 0:06:53.70 EMILIO VELAZQUEZ/ STUDEBAKER CHAMPION EN 2013				60.7 Km/h
				TIEMPO TIME 00:17

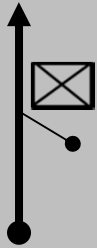


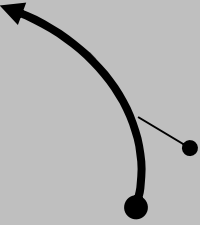
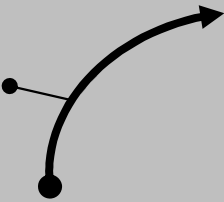
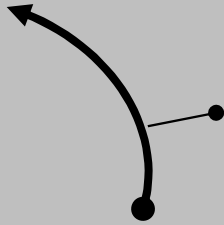
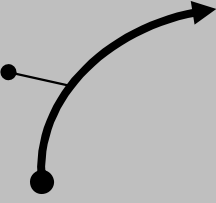
DISTANCIA		DIRECCIÓN DIRECTION	TIERRA	INFORMACIÓN INFORMATION	DIST. REG. TO GO
TOTAL	PARCIAL				
5.300	1.440			ENTRONQUE !!!	11.900
		6 8.100			
7.920	2.620			!!	9.280
		7 5.480			
9.100	1.180			!! LARGA	8.100
		8 4.300			
10.930	1.830			!!	6.270
		9 2.470			
11.410	0.480			!!	5.790
		10 1.990			

DISTANCIA A LA PRÓXIMA INSTRUCCIÓN	1.990
------------------------------------	-------

SS TC TC CH	7	DIAZ ORDAZ	DISTANCIA	7
	8	EMILIANO ZAPATA	17.200 Km	
7	DIAZ ORDAZ		13.400 Km	PROMEDIO-AVERAGE
MEJOR TIEMPO 0:06:53.70 EMILIO VELAZQUEZ/ STUDEBAKER CHAMPION EN 2013				TIEMPO TIME 00:17
				60.7 Km/h

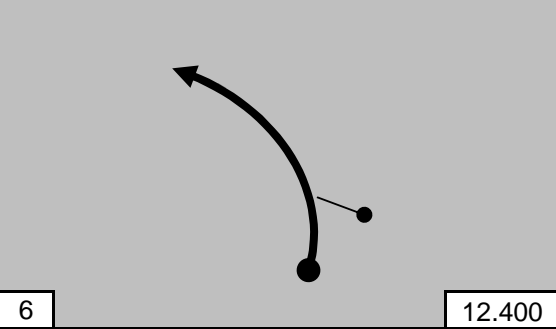
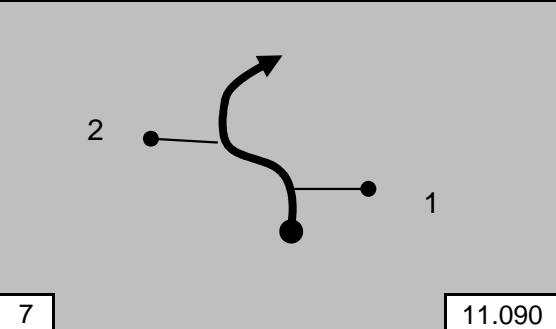
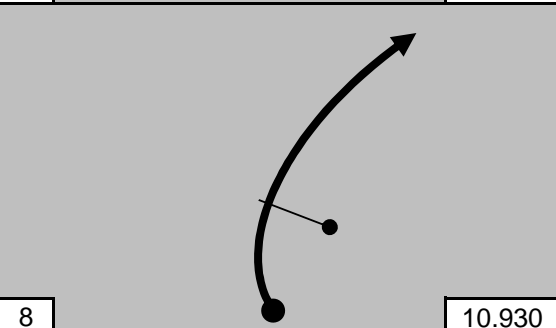
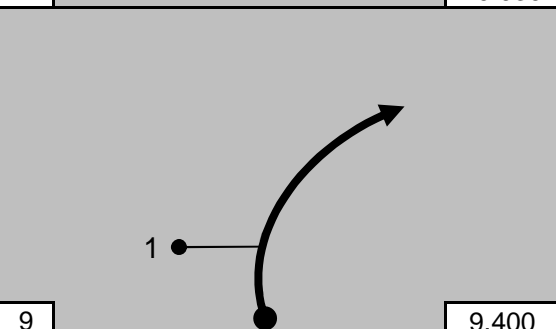
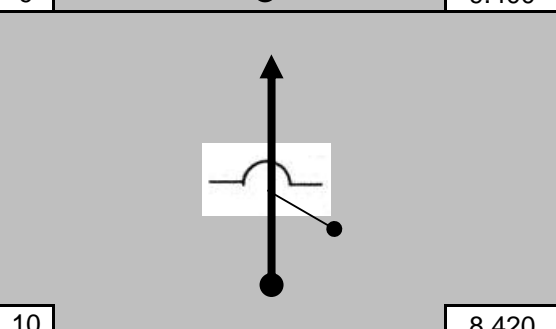
DISTANCIA		DIRECCIÓN DIRECTION	TIERRA	INFORMACIÓN INFORMATION	DIST. REG. TO GO
TOTAL	PARCIAL				
13.400	1.990				3.800
13.670	0.270			 INICIA BANQUETA	3.530
14.050	0.380			TOPES X 13 SEGUIR POR CARRETERA PRINCIPAL	3.150
17.170	3.120				0.030
17.200	0.030			  CASA	0.000

SS TC TC CH	8	EMILIANO ZAPATA	DISTANCIA	8
	8A	NEUTRALIZACION	18.750 Km	
8	VILLAREAL	14.950 Km	PROMEDIO-AVERAGE	TIEMPO TIME 00:22
MEJOR TIEMPO 0:08:33.00 EMILIO VELAZQUEZ/ STUDEBAKER CHAMPION EN 2013			51 Km/h	

DISTANCIA		DIRECCIÓN DIRECTION	TIERRA	INFORMACIÓN INFORMATION	DIST. REG. TO GO
TOTAL	PARCIAL				
0.000	0.000			  CASA	18.750
1.100	1.100			!	17.650
1.510	0.410			!!	17.240
1.780	0.270			!!	16.970
2.160	0.380			!!	16.590

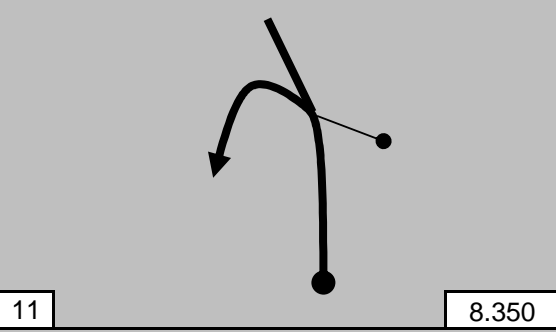
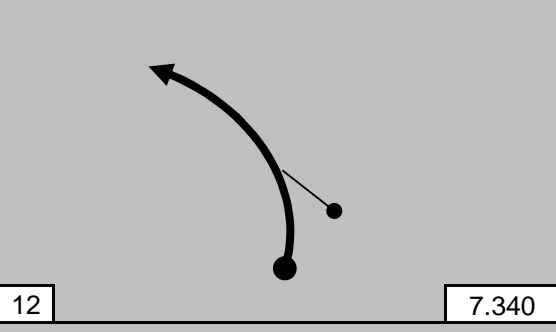
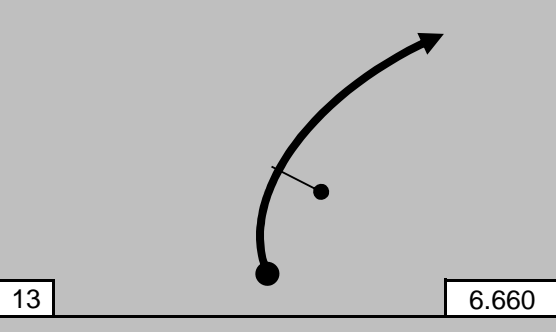
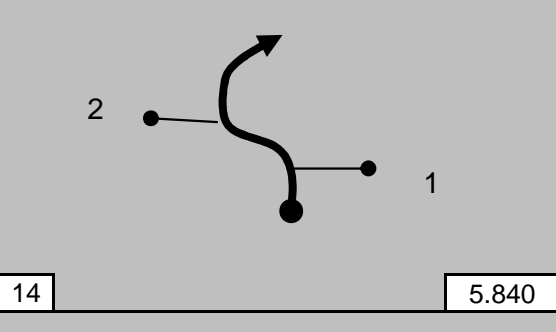
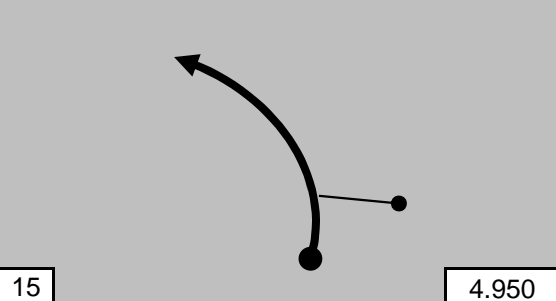
DISTANCIA A LA PRÓXIMA INSTRUCCIÓN 0.390

SS TC TC CH	8	EMILIANO ZAPATA	DISTANCIA	8
	8A	NEUTRALIZACION	18.750 Km	
8	VILLAREAL	14.950 Km	PROMEDIO-AVERAGE	TIEMPO TIME 00:22
MEJOR TIEMPO 0:08:33.00 EMILIO VELAZQUEZ/ STUDEBAKER CHAMPION EN 2013			51 Km/h	

DISTANCIA		DIRECCIÓN DIRECTION	TIERRA	INFORMACIÓN INFORMATION	DIST. REG. TO GO
TOTAL	PARCIAL				
2.550	0.390			!!	16.200
3.860	1.310			1 !! 2 !!	14.890
4.020	0.160			!!	14.730
5.550	1.530			!!	13.200
6.530	0.980				12.220

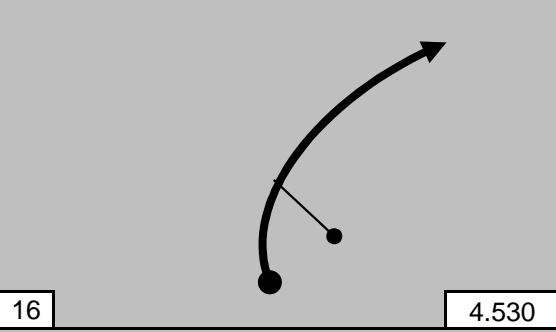
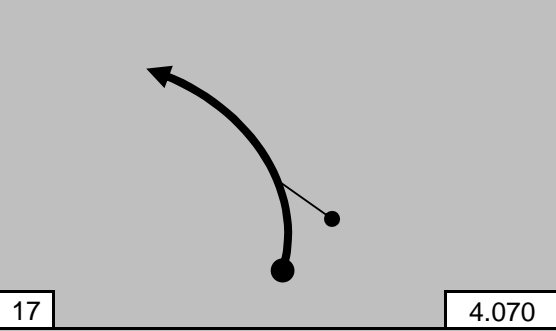
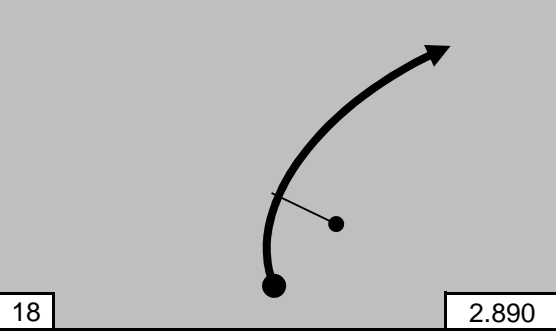
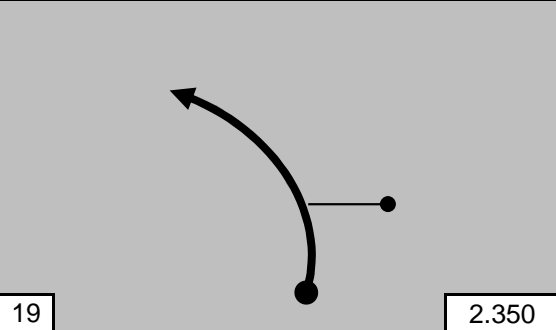
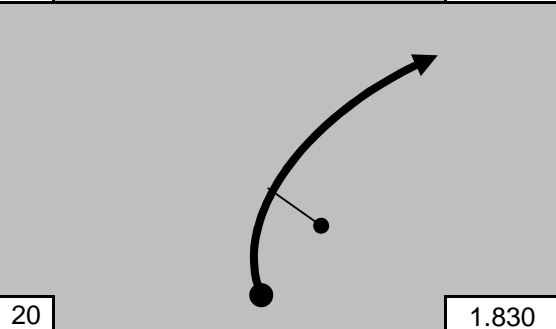
DISTANCIA A LA PRÓXIMA INSTRUCCIÓN 0.070

SS TC TC CH	8	EMILIANO ZAPATA	DISTANCIA	8
	8A	NEUTRALIZACION	18.750 Km	
8	VILLAREAL	14.950 Km	PROMEDIO-AVERAGE	TIEMPO TIME 00:22
MEJOR TIEMPO 0:08:33.00 EMILIO VELAZQUEZ/ STUDEBAKER CHAMPION EN 2013			51 Km/h	

DISTANCIA		DIRECCIÓN DIRECTION	TIERRA	INFORMACIÓN INFORMATION	DIST. REG. TO GO
TOTAL	PARCIAL				
6.600	0.070			ENTRONQUE !!!	12.150
7.610	1.010			! LARGA	11.140
8.290	0.680			!!	10.460
9.110	0.820			1 !	9.640
10.000	0.890			!!	8.750

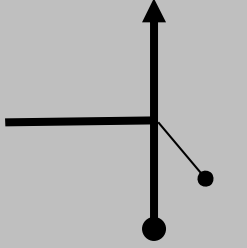




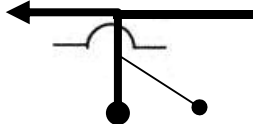
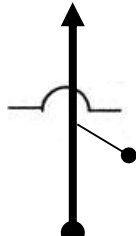
DISTANCIA A LA PRÓXIMA INSTRUCCIÓN 0.420

SS TC TC CH	8	EMILIANO ZAPATA	DISTANCIA	8
	8A	NEUTRALIZACION	18.750 Km	
8	VILLAREAL	14.950 Km	PROMEDIO-AVERAGE	TIEMPO TIME 00:22
MEJOR TIEMPO 0:08:33.00 EMILIO VELAZQUEZ/ STUDEBAKER CHAMPION EN 2013			51 Km/h	

DISTANCIA		DIRECCIÓN DIRECTION	TIERRA	INFORMACIÓN INFORMATION	DIST. REG. TO GO
TOTAL	PARCIAL				
10.420	0.420			!!	8.330
10.880	0.460			!!	7.870
12.060	1.180			!!	6.690
12.600	0.540			!!	6.150
13.120	0.520			!!	5.630

DISTANCIA A LA PRÓXIMA INSTRUCCIÓN	1.830
------------------------------------	-------

SS TC TC CH	8	EMILIANO ZAPATA	DISTANCIA	8
	8A	NEUTRALIZACION	18.750 Km	
8	VILLAREAL	14.950 Km	PROMEDIO-AVERAGE	TIEMPO TIME 00:22
MEJOR TIEMPO 0:08:33.00 EMILIO VELAZQUEZ/ STUDEBAKER CHAMPION EN 2013			51 Km/h	

DISTANCIA		DIRECCIÓN DIRECTION	TIERRA	INFORMACIÓN INFORMATION	DIST. REG. TO GO
TOTAL	PARCIAL				
14.950	1.830			 FRENTE A CAMINO DE TIERRA	3.800
		21 0.000			
15.320	0.370				3.430
		22			
15.880	0.560				2.870
		23			
17.940	2.060				0.810
		24			
18.160	0.220			TOPES X 2	0.590
		25			

DISTANCIA A LA PRÓXIMA INSTRUCCIÓN 0.540

SS TC TC CH	8	EMILIANO ZAPATA	DISTANCIA	8
	8A	NEUTRALIZACION	18.750 Km	
8	VILLAREAL	14.950 Km	PROMEDIO-AVERAGE	TIEMPO TIME 00:22
MEJOR TIEMPO 0:08:33.00 EMILIO VELAZQUEZ/ STUDEBAKER CHAMPION EN 2013			51 Km/h	

DISTANCIA		DIRECCIÓN DIRECTION	TIERRA	INFORMACIÓN INFORMATION	DIST. REG. TO GO
TOTAL	PARCIAL				
18.750	0.590			 ENTRADA A NEUTRALIZACION	0.000
				ESPERAR INSTRUCCIONES DE OFICIALES PAC 	