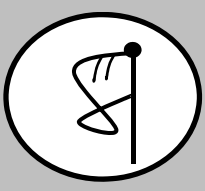

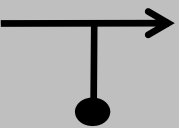
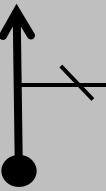


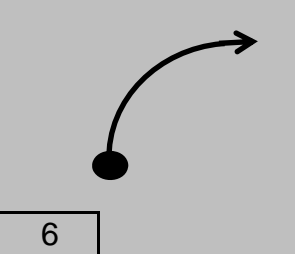
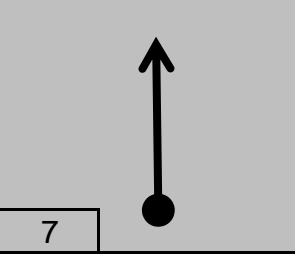
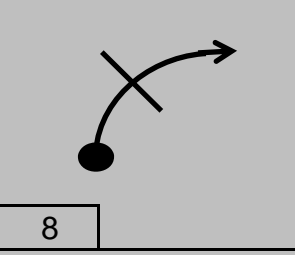
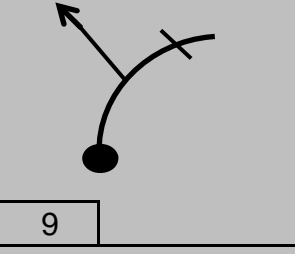
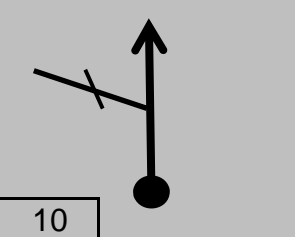


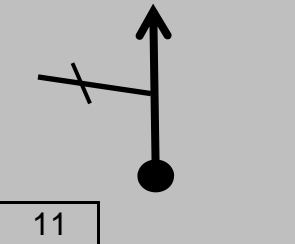
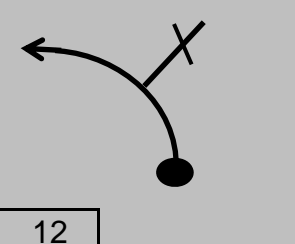
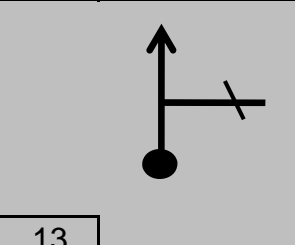
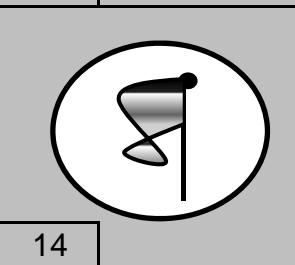
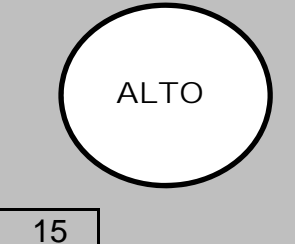
TC	1	MALPASO TC 1	DIST		1
SS			9.00		
CH	2	REFERENCIA 37			
TC					
TRAMO CRONOMETRADO - SPECIAL STAGE			PROM - AVERAGE		TIEMPO TIME
1	TEOTITLAN 1		8.25	41.30 KM/H	01:25

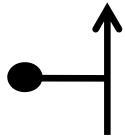

DISTANCIA - DISTANCE		DIRECCION	INFORMACION	DIST REG							
TOTAL	PARCIAL	DIRECTION	INFORMATION	TO GO							
0.00	0.00	 1	 <table border="1" data-bbox="901 420 1193 535"> <tr> <td rowspan="2">GPS</td> <td>N</td> <td>21</td> <td>51.340</td> </tr> <tr> <td>W</td> <td>102</td> <td>37.569</td> </tr> </table> <p>1760 msn Control A Let Amarillo curva L.D.</p>	GPS	N	21	51.340	W	102	37.569	9.00
GPS	N	21	51.340								
	W	102	37.569								
0.40	0.40	 2	<p>precaucion !!! Guardaganado y entroque a la Derecha</p>	8.60							
1.00	0.60	 3	<p>cuarva izq y derecha De Dos !!</p>	8.00							
1.40	0.40	 4	<p>comienza empedrado seguir de frente</p>	7.60							
1.50	0.10	 5	<p>fin empedrado seguir de frente</p>	7.50							
				5							

TC	1	MALPASO TC1	DIST		1
SS			9.00		
CH	2	REFERENCIA 40			
TC					
TRAMO CRONOMETRADO - SPECIAL STAGE			PROM - AVERAGE		TIEMPO TIME
1	TEOTITLAN 1		8.25	41.30 KM/H	01:25

DISTANCIA - DISTANCE		DIRECCION	INFORMACION	DIST REG
TOTAL	PARCIAL	DIRECTION	INFORMATION	TO GO
2.50	1.00		DERECHA DE UNO! RESTAURANTE L.D.	6.50
2.70	0.20		PRECAUCION CAMBIO DE SUPERFICIE DE FRENTE	6.30
3.20	0.50		DERECHA DOS CON GUARDAGANADO !!	5.80
3.60	0.40		PRECAUCION !!! POR LA IZQ HACIA ARRIBA RESTAURANT L.D.	5.40
5.10	1.50		ENTRONQUE SEGUIR DE FRENTE	3.90
				6

TC	1	MALPASO TC 1	DIST		1
SS			9.00		
CH	2	REFERENCIA 37			
TC					
TRAMO CRONOMETRADO - SPECIAL STAGE			PROM - AVERAGE		TIEMPO TIME
1	TEOTITLAN 1		8.25	41.30 KM/H	01:25

DISTANCIA - DISTANCE		DIRECCION	INFORMACION	DIST REG
TOTAL	PARCIAL	DIRECTION	INFORMATION	TO GO
5.30	0.20		SEGUIR DE FRENTE BRINCO!!	3.70
5.70	0.40		POR LA IZQUIERDA	3.30
6.70	1.00		DEFRENTE MANTENERSE POR LA IZQ EMPEDRADO	2.30
8.25	1.55		B CONTROL B PUERTA CAFÉ L.D	0.75
8.40	0.15		C CONTROL C CASA DE LADRILLOS L.D.	0.60

TC	1	MALPASO TC 1	DIST		1
SS			9.00		
CH	2	REFERENCIA 37			
TC					
TRAMO CRONOMETRADO - SPECIAL STAGE			PROM - AVERAGE		TIEMPO TIME
1	TEOTITLAN 1		8.25	41.30 KM/H	00:25
DISTANCIA - DISTANCE		DIRECCION	INFORMACION		DIST REG
TOTAL	PARCIAL	DIRECTION	INFORMATION		TO GO
8.60	0.20		A LA DERECHA POR PAVIMENTO LET CALVILLO EL CUERVERO		0.40
		16			
9.00	0.40		PUENTE MAL PASO RETOMAR LA LIBRETA DE RUTA REFERENCIA 37		0.00
		17			